



ICMA

International Capital Market Association

ERC Annual General Meeting

Wednesday, February 25, 2009





ICMA

International Capital Market Association

Godfried De Vidts

Chairman, European Repo Council





ICMA

International Capital Market Association

Opening & Update on recent developments

Godfried De Vidts, Chairman of the ERC

**European Repo Council
General Meeting**

**Marbella
25 February 2009**



ICMA

International Capital Market Association

Recent market events/issues

- **CESR MiFID Markets Sub-Group re non-equities markets transparency**
- **ESCB/CESR recommendations for SSS and CCP**
- **ISIN code issue**
- **STEP project, fully supported by the ERC**



ICMA

International Capital Market Association

Recent market events/issues

Eurepo – new definition

« Eurepo is the rate as which one prime bank offers funds in Euro to another prime bank if in exchange the former receives from the latter *the best collateral in terms of rating and liquidity within the Euro GC basket* »



ICMA

International Capital Market Association

Recent market events/issues

- **Letter to Italy re competition in repo markets**
- **Money Market Clearing Fund launched in Italy**
- **Interoperability between triparty agents**
- **Eurosystem work on lessons from the Lehman case**



ICMA

International Capital Market Association

Recent market events/issues

Members questions ?

- **Rating downgrades in term GC transactions – what is the market practice?**

Response: The Committee agreed that the lowest rating of the 3 rating agencies (S&P, Moody's & Fitch) is what needs to be taken into account. That means that if a country drops out of the AAA ratings, additional collateral from countries who keep the same rating has to be given.

- **If you substitute one bond for another which value do you take?**

Response: Market practice is that the original market cash value is taken into account. A legal reference will possibly be added when the GMRA is revised.



ICMA

International Capital Market Association

Contacts

Thank you, Ladies and Gentlemen

Contacts and information:

<http://www.icmagroup.org/about1/international1.html>
erc@icmagroup.org



ICMA

International Capital Market Association

ERC AGM 2009: GMRA Related Matters

Lisa Cleary, Association Counsel, ICMA Zurich





ICMA

International Capital Market Association

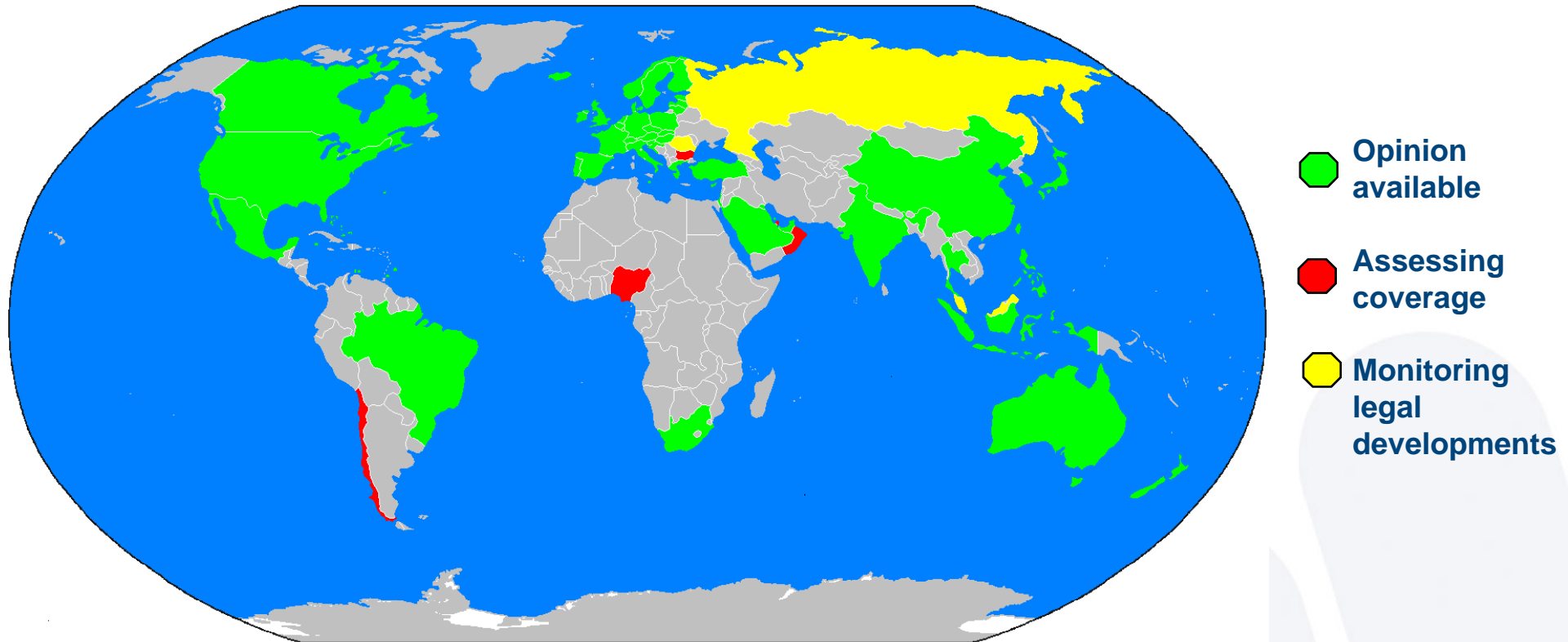
2009 ICMA/SLRC COMBINED LEGAL OPINION SEEKING AND UPDATING EXERCISE



ICMA

International Capital Market Association

GMRA opinion coverage



GMRA opinions available on ICMA's website at:
http://www.icmagroup.com/legal1/GMRA_Legal_opinions.aspx



ICMA

International Capital Market Association

Funding & availability

Funding & availability of combined opinions:

- 68 GMRA opinions
 - funded solely by ICMA.
- GMSLA/GESLA/OSLA opinions
 - funded by the SLRC subscriber group with access via subscription.



ICMA

International Capital Market Association

Planned extension of counterparty coverage

Sovereign wealth funds and supranationals:

- Named sovereign wealth funds and supranationals to be covered in various jurisdictions.
- Cost and feasibility currently being assessed.
- Agreed costs to be split equally with the SLRC.



ICMA

International Capital Market Association

Jurisdiction coverage: Russia

- NSMA GMRA produced by NSMA for domestic transactions between the Bank of Russia and Russian market participants.
- ICMA intends to inform members about this domestic repo agreement in due course, but is not planning to endorse it.
- NSMA have confirmed that the GMRA is intended to be used to document cross border repo transactions with Russian counterparties.
- ICMA continues to monitor developments in Russia with regard to the GMRA.



ICMA

International Capital Market Association

GMRA ISSUES



ICMA

International Capital Market Association

GMRA: Credit Claims Annex

- Developing a credit claims annex to the GMRA
- ECB meeting.
- Cost/time estimate being prepared.
- Feedback with regard to market interest welcome.



ICMA

International Capital Market Association

GMRA: Review

- ICMA has requested the ERC committee to identify specific provisions of the GMRA which it feels it would be beneficial to review, in light of current market conditions.
- All suggestions in this regard should be sent to lisa.cleary@icmagroup.org
- Depending on the feedback received, such review may result in more robust GMRA guidance notes, ERC driven market guidance &/or amendments to the GMRA.



ICMA

International Capital Market Association

Election to the European Repo Committee

Godfried De Vidts

Chairman, European Repo Council





ICMA

International Capital Market Association

Election to the European Repo Committee

1. Tony Baldwin, Daiwa Securities SMBC Europe Ltd
2. Stefano Bellani J. P. Morgan Securities Ltd., London
3. Olly Benkert Goldman Sachs International, London
4. Eduard Cia UniCredit Markets & Investment Banking
5. Herminio Crespo Urena Caja de Madrid, Madrid
6. Michael Cyrus Royal Bank of Scotland, London
7. Godfried De Vidts ICAP Securities Ltd., London
8. Johan Evenepoel Dexia Bank Belgium NV/SA, Brussels
9. Glenn Handley HSBC, London
10. Thomas Hansen Credit Suisse, London
11. Eric Lepore Deutsche Bank AG, London branch
12. Grigorios Markouizos Citigroup Global Markets Limited, London
13. Andrea Masciovecchio Banca Intesa S.p.A., Milan
14. Ed McAleer Morgan Stanley & Co International Ltd., London
15. Jessica McDermott Merrill Lynch International (MLI), London
16. Mats Muri Barclays Capital Securities Ltd., London
17. Dina Noelle Rabobank, London
18. Simon Parkins BNP Paribas, London branch
19. Michel Semaan Nomura International plc, London
20. Luis Soutullo Confederación Española de Cajas de Ahorros (CECA), Madrid
21. Simon Tims UBS AG, Zurich
22. Stefaan Van de Mosselaer Fortis Bank, Brussels



ICMA

International Capital Market Association

ERC Operational issues

Godfried De Vidts

Chairman, European Repo Council






ICMA

International Capital Market Association

SLRC: Developments of the Bank of England's market operations – report on consultation & other topics discussed

Tony Baldwin

Executive Director, Head of Repo Trading and Funding, Daiwa SMBC





European Repo Council update on Securities Lending and Repo Committee (SLRC) activities

Tony Baldwin
February 2009

Background

Bank of England chairs a number of market committees

- Sterling Money Markets Liaison Group (MMLG)
- Foreign Exchange Joint Standing Committee
- **Securities Lending and Repo Committee (SLRC)**

SLRC

Formed in 1990 under name of Stock Borrowing and Lending Committee (SBLC). 2 name changes since lead to current title of the
Securities Lending and Repo Committee

Meeting quarterly

Participants of SLRC

International repo and securities lending practitioners
Representatives of trade organizations
London Stock Exchange
UK Debt Management Office
Financial Services Authority

Background

Purpose

- Provide a forum in which structural developments in the securities lending and repo markets can be discussed, and recommendations made, by practitioners, infrastructure providers and the authorities.
- Co-ordinate the development of
 - Securities Borrowing and Lending Code of Guidance
 - Gilt Repo Code of Guidance
- Review the need for other market guidance relevant to the repo or securities lending markets
- Update the Gilts Annex to the Global Master Repurchase Agreement (GMRA)
- Liaise with similar market bodies and trade organizations covering the repo and securities markets and other financial markets, both in London and other financial centers
- Keep under review the arrangements for obtaining legal opinions on netting in the repo and sec lending agreements

Guidance

SLRC has been responsible for a number of codes of guidance:

- Securities Borrowing and Lending Code of Guidance
- Gilt Repo Code of Guidance
- Gilt Annex to the GMRA

Endorsed in June 2005
Securities Lending and Corporate Governance

Together with ACT, BBA, LIBA, LSE the SLRC sponsored an Introduction to Securities Lending

Upcoming work topics (provisional)

- Gilt Repo Code
- Review of Securities Borrowing and Lending Code
- Review of Global Master Securities Lending Agreement (GMSLA)
- Combination of exercises in gathering legal opinions on securities lending and repo legal agreements as used in different jurisdictions
- LCH.Clearnet gilt DBV repo clearing project
- Euroclear term DBV product
- Impact of proposed regulatory changes affecting securities lending or repo markets, including MiFID, Transparency Directive
- Basel II and implications for securities lending and repo

Upcoming work topics (provisional)

Con'td....

- Promote publication on securities lending
- Target2Securities
- Case for new guidance on equity repo
- Monitoring corporate governance proposals affecting securities lending and repo
- UNCITRAL legislative guide on secured lending
- Monitor G-30 work where relevant to repo or securities lending
- Monitor work on tackling Giovannini barriers where relevant to repo or securities lending
- Open to suggestions on other relevant topics

Amendments to improve markets

One notable decision made last year in Gilt repo market was to make Bank of England sterling bills eligible in the CREST UBG DBV category from 11 December.

This decision was made after consultation between the Bank, DMO, Treasury, Crest as well as Gilt repo market participants.

SLRC website

<http://www.bankofengland.co.uk/markets/gilts/slrc.htm>




ICMA

International Capital Market Association

Clearing and settlement issues

Godfried De Vidts

Chairman, European Repo Council





ICMA

International Capital Market Association

LoanReach: Towards the delivery of a structural solution for the European loan markets

Olivier Grimonpont, Director, Euroclear SA



LoanReach

A market vision becoming reality



ERC - 25 February 2009

This presentation is made for information purposes only. Euroclear Bank accepts no liability for any loss caused by any reliance on the information contained herein. Any estimates, projections, targets or forecasts contained herein involve significant elements of subjective judgment and analysis which may or may not be correct. Neither Euroclear Bank nor any of its affiliated companies or its directors, officers, employees, agents, representatives or advisers makes any representation or warranty, express or implied, as to the accuracy or completeness of the information in this presentation and any liability with respect thereto is hereby expressly disclaimed. Nothing contained herein is, or shall be relied upon as, a promise or representation, whether as to the past or the

- Euroclear's involvement in the loan market
- Euroclear services: A phased approach
- Main features of LoanReach
- Collateral management services
- Detailed roll-out plan
- Market take-up
- Contact information

- Request from Collateral User Group to support the use of credit claims as collateral
- Request from the ERC and ECB to use credit claims in interbank and central bank collateral operations
- Request from the Euroclear Board to streamline and automate post-trade processing in the loan market space
- The Loan Market Association provided Euroclear with a mandate to bring standardisation and automation in the syndicated loan market

5 dimensions in the LMA RFI

- Standard reference data
- Electronic Agent messaging
- Central loan reconciliation
- Automated confirmation, closing and settlement of primary and secondary trades
- Sharing of key information

First phase (June 2008) – Building the foundation

- Loan Number allocation service
- Global Loan Database with static/dynamic data and balances
- Dynamic Agent/Lender reporting

Second phase (End 2008 – Q1 2009) – Providing transparency

- Portfolio Reconciliation [expanded from Lender reporting]
- Parties database (Agents and Lenders)
- Automated Trade Matching instructions (Secondary market)

Third phase (2009-2010)- Move towards increased STP and added-value services

- DvP settlement of primary and secondary trades
- Collateral Management services
- Agent notices
- Income and Tax services

A higher degree of standardisation

- Unique identifiers at deal, facility and contract level => free of charge
- Consolidated reporting across agents and lenders/sub-lenders
- Standardised process for matching and multi-currency DvP settlement

More transparency

- Central market loan database accessible to agents and lenders
- Easy interaction between loan market participants
- Central access to all loan events

Increased efficiency and straight-through processing

- Correct loan positions as basis for income calculation and matching
- Higher degree of automation in loan processing, reduction of back-office costs
- Reduction of trade cycle => increased liquidity
- Elimination of credit risk with DvP settlement
- Financing of the loan through repo agreements

Pre-requisites to offer Collateral management services

– Unique loan identifiers

- ECB and ERC support to incorporate loans into the ISO 6166 standard (ISIN standard)
- LMA advices to keep the number of NNA's for loans limited

– Centralised loan database

- LoanReach provides a centralised database to the market (agents and lenders)
- ERC supports LoanReach as basis to build a European model for credit claims

– Financial Collateral and Settlement Finality Directive

- Will need to recognise credit claims for bilateral and central bank collateral operations
- Harmonisation of perfection rules to allow short-term repo's

– Global Master Repurchase Agreement

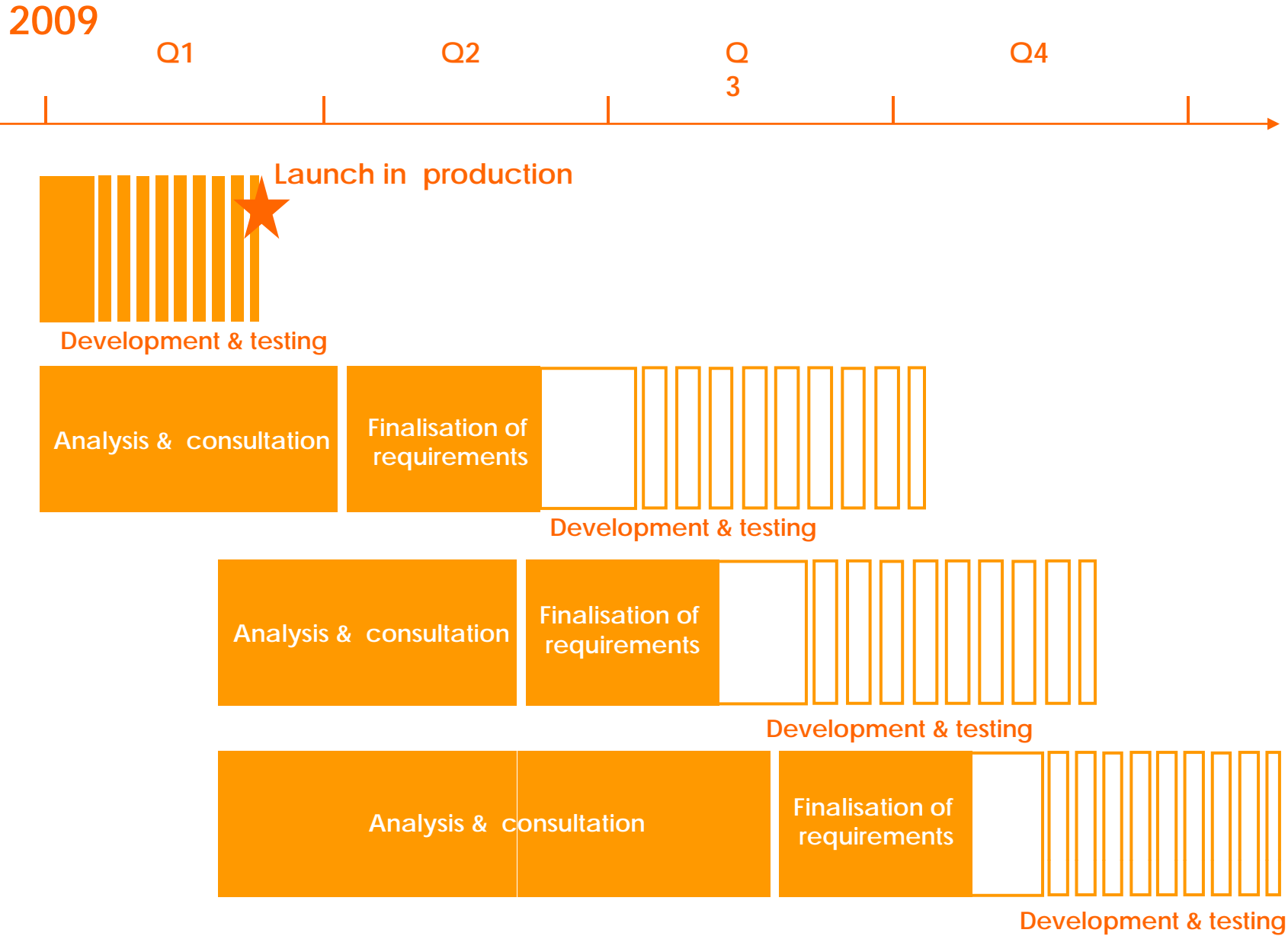
- To include credit claims as eligible collateral

– Valuation service

- Market solutions/third party providers to provide proper valuation

– DvP Settlement

- Allowing secure settlement of primary and secondary trades



Strong support from major agents and lenders

- Loan participants are actively testing services
- Extensive list amongst which Soc. Gen, BNP Paribas, BNY Mellon and UBS
- New agents are to sign up soon

LMA Euroclear working group

- Chaired by Crédit Suisse, to steer the direction of the LoanReach initiative
- Working group is closely following up new developments and testing results
- Open working group – new participants are welcome

ECB and ERC

- Discussions ongoing to build a European model for interbank and central bank credit requests collateralised by loans
- Model allows for financing of the loan through repo's

- Olivier Grimonpont – Head of Product Management Fixed income, Collateral and Loan services – Tel: 32 2 326 4320 – Email: olivier.grimonpont@euroclear.com
- Jurgen De Weghe – Product Management – Loan Servicing – Tel: 32 2 326 4932 – Email: jurgen.deweghe@euroclear.com
- Olivier Léonard – Product Management – Loan Servicing – Tel: 32 2 326 4657 – Email: olivier.leonard@euroclear.com



ICMA

International Capital Market Association

Giovannini barriers 2, 4, 7 and 10

Godfried De Vidts

Chairman, European Repo Council





Barriers 4 & 7, 2 & 10 Update



Progress since last CESAME Meeting (I)

- ECSDA provided comprehensive mapping report on cut-off times for same-day settlement on time and in line with agreed methodology.
- Joint Working Group on Barrier 7 set up with representatives from (I)CSDs, ECB, EC and users including agent banks; analysis of issues in meetings in December 08 / January 09.
- ERC/EPDA continued analytical work in context of Barriers 2 & 10 with impact also on Barriers 4 & 7.



Progress since last CESAME Meeting (II)

- Coordination meeting Barriers 2 & 10, 4 & 7:
 - Separate but mutually informed analysis of issues
 - Close coordination in the development of solutions
- First conclusions of links analysis of 5 markets:
 - Significant areas of potential issues overlap of the 4 Barriers
 - Cross-border / cross-CSD issues caused by inadequate compliance with relevant standards, not by indirect links including sub-custodians / agent banks

ERC Interoperability Evaluation (I)

Draft for
Discussion

FEATURE	ITALY	FRANCE	GERMANY	UK	SPAIN	BELGIUM (BNB)	NETHERLANDS	GREECE
DvP and FoP link	Y	Y	Y	Y	Y	Y	Y	Y
Early input of Instructions	Y Pre-matching by phone before 17.30 on S-1 so instructions only sent to Monte Titoli after 17.30 on S-1	Y	Y	Y	Y	Y	Y	N
Settlement early in day	Y Most settlement occurs during the overnight before value date	Y Most settlement occurs during the overnight before value date and early in the RTS	Y	Y	Y Most settlement occurs during the overnight before value date	N Most settlement after 11.00 But several attempts after 11.00	Y Most settlement occurs during the overnight before value date and early in the RTS	N Most settlement in 13.30 batch
Timely settlement throughout day	N Settlement finality for overnight batch at 07.00 and for daytime batch is at 13.15	Y RTS system from 01.00 to 17.00	Y CBF provides real time feedback except during two 30 min batches where feedback is at the end of the batch	Y	N New instructions are not sent to the CSD until late morning. Most daytime settlement occurs at 13.00/13.30	Y Hourly batches throughout day with immediate feedback	Y RTS system from 01.00 to 17.00	N New instructions must be pre-matched and generally not presented for settlement until 13.30
Supports use for collateral management purposes	Y	Y		Y	N The settlement results can be too late to refund intra-day securities loans	Y	Y	N By the time Greek bonds are received in the local market it is too late to use them to reimburse loans or for triparty
Multiple settlement attempts	Y Unsettled instructions are recycled to the daytime batch if still unsettled to the RTGS	Y Continuous instruction recycling	Y But the SDS process does not recycle instructions into the RTS process	Y	Y	Y Hourly batches throughout day with immediate feedback	Y Continuous instruction recycling	Y
Same day instruction input deadlines	Y for RTGS only with counterparty agreement, special flag, higher credit needs	Y Participant input deadline allows user to take settlement feedback into account		Y	Y	Y	Y Participant input deadline allows user to take settlement feedback into account	N The deadline is before the bulk of local market settlement
Unified settlement system	N Different requirements including credit usage for RTGS and Net cycles	Y		Y	Y	Y	Y	Y
Full use of settlement window	Y	Y New instructions can be input by any party until the end of the day		Y	N Settlement between 14.30 and 16.00 is reserved for own account activity of direct Iberclear participants only	N Window between 8am and 11am is only available for settlement between Primary dealers with direct accounts at BNB	Y New instructions can be input by any party until the end of the day	N Extra cost for settlement between 13.30 and 14.30 and settlement between 14.30 and 16.00 is for CCBM only
Finality of settlement	Y	Y	N Settlement with finality except 2 day time batches where finality is deferred by 60 mins. To be fixed in Nov'09	Y	N Settlement finality for overnight batch is at 7.00	Y	Y	Y

ERC Interoperability Evaluation (II)

Draft for
Discussion

FEATURE	PORTUGAL	SWEDEN	AUSTRIA	DENMARK	FINLAND	IRELAND	SLOVENIA
DvP and FoP link	Y	Y	Y	Y	Y	Y	Y
Early input of Instructions	Y	Y	Y	Y	Y	Y EB acts as CSD for Ireland so the settlement occurs internally at EB and CBL	Y
Settlement early in day	Y Settlement only starts at 08:30, where 07:00 is the opening of Target2.	Y Most settlement in early morning of value date	Y	Y Around 95% of all transactions are settled during the night time processing value SD	Y	Y Most settlement in overnight before value date	Y
Timely settlement throughout day	Y	Y Instructions are processed after 09.00 but always on a best efforts basis	Y Each hour, OeKB provides batch processing for 30 mins, followed by a real time processing for the next 30 mins	N There are only 2 daytime settlement cycles at 10:15 and 12:00.	Y RTS from 7am to 6pm with immediate feedback (but communication from agents to CSD is not SWIFT based)	Y	Y Remote membership requires domestic sponsorship. Remote member trades are considered executed by the sponsor. The domestic sponsor is responsible if the remote member defaults
Supports use for collateral management purposes	Y	Y	Y	N	Y	Y	N
Multiple settlement attempts	Y	Y	Y Instructions are recycled every hour in the batch process but not the real time	Y	Y	Y	N Failed trades are not allowed and KDD will triggers buy-in. OTC trades are manually matched and released for settlement. If the trade is not settled by 15:30 on SD, it is removed from the settlement system and re-released the next day.
Same day instruction input deadlines	Y	Y Instructions are processed after 09.00 but always on a best efforts basis	Y	Y	Y Latest instruction deadline only 14.30 but very little settlement activity in Finland after 4pm	Y	Y
Unified settlement system	Y	Y	Y	Y	Y	Y	Y
Full use of settlement window	Y	N Settlement is possible until 14.00 for DvP and 17.00 for FoP but most agent deadlines are only to mid-morning on S	Y	Y	Y	Y	Y
Finality of settlement	Y	Y	Y	Y	Y	Y	Y



Way forward (I)

- ERC/EPDA to finalise analysis of 15 European markets
- ECSDA to assess compliance with Matching Standards and ESCDA Standards Barrier 4 & 7 based on ERC/EPDA analysis
- Users to agree on scope
 - primarily fixed income and repo markets, small number of most important equity markets
 - primarily links from CSDs to ICSDs
 - focus on most relevant issues / cases



Way forward (II)

- Future meetings to include concerned parties (CSDs et al)
- Presentation of targeted solutions (rather than set of standards) for both Barriers 2 & 10 and Barriers 4 & 7 at CESAME2 Group meeting of 8 June 2009.
- Bank of Greece changed a number of issues
- Iberclear has agreed to sit together
- Monte Titoli is working on certain changes already
- The ERC will constructively look with all CSDs where problems are identified for speedy solutions



ICMA

International Capital Market Association

CESR's response to the crisis

Eddy Wymeersch
Chairman, CESR



Securities Regulation in Europe after the crisis

Eddy Wymeersch
chairman
Committee of European Securities Regulators
(CESR)

CESR

- Committee of 27 European agencies in charge of securities markets
- Similar committees for Banking (CEBS) and Insurance (CEIOPS)
- All competences are national
- Increasingly EU regulation (Directives)
- Coordination of national actions

Role of CESR

- Advisor to the EU Commission on regulation
- Convergence of national regulations
 - By: interpretations, standards, guidance etc.
 - Coordination of national supervisory action
 - CESR is not a supervisor
 - Its actions are not legally binding but de facto have much authority

Changes in the supervisory structure

- 25 February: **de Larosière report**
 - More centralised decision making
 - More homogenous rules
 - Institutional structure: agency or EU institution?
- More important for banking
 - Macroprudential will go to ESCB
 - Microprudential: Hub and spoke system, but how ?
 - Problem of fiscal support is key
- Discussion in European Council, further developments, submission after election and with new Commission

Response to the crisis

- The crisis is essentially a banking and markets crisis
- Insurance indirectly affected
- Securities: where CESR was involved
 - Investment funds
 - Money market funds
 - Hedge funds
 - Madoff
 - Clearing and settlement
 - Equity and bonds: no deficiencies- disclosure
 - Cds: CCP for systemic risks

Specific Actions

- Credit ratings agencies
- Valuation of illiquid assets
- Hedge funds
- Short selling
- Lehman
- Madoff
- CDS and CCP
- Training and common culture
- Institutional questions

Credit Rating Agencies

- Credit rating Agencies
 - CESR undertook assessment on the basis of IOSCO code in 2004 and 2006
 - EU Regulation proposed and almost adopted
 - CESR as umpire of the process in the hand of the National authorities
 - No binding legal power
 - Coordination of action of the national supervisors
 - Secretariat
 - Advisory role – help in solving conflicts

Credit Rating Agencies

- Is there is going to be one centralised supervisory body, CRAs are like to be the first assignment of CESR.
- Requires CESR decision to have binding force in each of the member states

Valuation

- IRFS Fair value: comparable to US GAAP
- Process: Commission endorsement of IASB standards
 - Commission and Parliament could block=power struggle
- IAS 39 on derivatives: strict version of “fair value” but not very coherent: loans v. bonds.
- **November 08**: Reclassification allowed from the banking book to allow alternative accounting methods: essentially DCF
 - Fair value: market – but no markets anymore
 - Held to maturity
 - On the basis of discounted cash flow, or similar method
 - Considerable effect on the results: CESR study expected
 - Are these result fictitious: no if these assets had been booked in the banking book from the beginning.

Valuation

- **Revision requests**

- Commission pressures IASB into changes e.g. on embedded derivatives, on fair value option, on insurance.
- IASB reluctant to respond.

- **Political discussion**

- Agreement EU-US aligned
- Roadmap on introduction of IFRS in US: is it still valid?
- Adopted for non US issuers: 3rd Q 2008
- US issuers: process halted under new SEC
- IFRS adopted by EU + promised by Japan, India, China, Canada, S Korea, etc.
- To be revisited later

Hedge Funds

- Many managed from London, but established in the Caribbean (Cayman islands e.g.= no taxes)
- Light regime: registration for managers, not strict follow up
- Fear that crisis would have started there: nothing happened, until recently

Hedge Funds

- Proposal by **Comm**: regulation, but what? Conference Friday
 - Systemic danger: leverage, effect on markets
 - Market abuse:
 - Remuneration ? 20% up only.
- **Iosco** text adopted last week: regulators should know.
 - direct/indirect regulation esp. systemic funds
 - Extend market abuse rules
 - Should leverage be reduced

Self regulation

Hedge Fund Working Group: principles; systemic awareness.

- **US** will also act but how ? Very soon

Short Selling

- Ban introduced in most states in October 2008
- At state level
 - Many had no clear legal basis
 - Market manipulation
 - Fair and orderly markets
 - No express mandate
- Urgent matter: downwards speculation against the banks
 - Clear case how not to do it:
 - Ineffective
 - Large differences
 - Not verifiable
 - etc

Short Selling

- CESR will opt for a **disclosure** regime
 - With aggregate disclosure to public upon crossing certain %
 - Only net positions
 - Immediate reporting, but delayed publication
 - Timely settlement : Stronger enforcement
- Later: work on **settlement**:
 - What is naked shorting ?
 - If a ban has to be imposed, how should it work
 - How relate to derivatives, esp. CDS

Lehman

- Big shock: started the banking crisis in the EU
 - Start of confidence crisis in interbank market
- About 3000 companies in the EU: SPVs
- Liquidation under UK regime: administration
 - Will take years
 - CDS have been unwound in Clearnet : orderly unwinding
 - Several major investor protection issue:
 - Lehman certificates presented as capital guaranteed
 - Were prospectuses used, what was a prospectus
 - Advise to investors, suitability
 - Liability of selling banks: voluntary action

Lehman

- CESRs role: lessons to be drawn
 - ◆ Obtaining information on effects of failure
 - ◆ Determine what are the regulatory lessons: Mifid, clearing and settlement, rehypothecation, etc
 - ◆ Misselling: did suitability test apply?
 - ◆ No prospectus used
 - Above € 50.000: Free offering
 - Complex products: wide use of derivatives: what is complex

Madoff

- Upmarket damage
- Austrian Bank Medici: tale over by state
- Santander: 2,5bn; BNP: 0,5 Bn.
- Investment funds: 1,8 bn
- Issues of subdepository
- Wide range of victims
 - Insurance, pension funds, foundations etc.
 - No small retail investors directly

Madoff

- Role of CESR
- Collecting information, analysis of what went wrong
- Regulatory lessons, eg. Sub-depository
- Cooperation from SEC
- Press release referring to Madoff Trustee
 - First case of effective investor protection

CDS

- **Systemic risks are considerable**: strong pressure from Central Banks and political authorities
 - Does it make sense to allow such a mountain of nominal contracts- should one not forbid cash settled CDS (derivatives)
- G 20 and FSF: reduce risk essentially by CCP
- **Central Counterparty** will reduce outstanding
 - Netting of positions can considerably reduce risk
 - See Lehman liquidation
 - Continuous netting needed: not on an $x + 3$ basis

CDS

- Controversy: one or several CCP? Competition !
- Industry: all in NY, DTCC subsidiary along with Warehouse
- The EU wants a European CCP for local CDSs
- Depend on which reference names: EU or US
 - Indexes
 - Single names: standardisation – isda proposal forthcoming

A cross system link US-EU would contribute to complexity

But efficient systems on both sides are needed

Links to Central Bank Money for payments

CDS

- Warehouse
- European “Warehouse” needed -
 - ◆ registration, - safety of assets
 - ◆ linked to CCP
 - ◆ would deliver data for supervisory purposes
 - ◆ would also make market more transparent- pricing for valuation.

The Present Supervisory Architecture

- Based on national competences: bottom up
- Coordination by mutual recognition, home- host arrangements and cooperation
- Has proved unsatisfactory: home host system has not worked in the crisis: ring fencing in some states
- New scheme needed

The New Supervisory Architecture

- Czech proposal
 - All financial business is local: to be put in a separate subsidiary with local supervision and fiscal support
- Home Host creates dangers for both home and host
- Double supervision, or gaps in the system
- Inefficient: increased cost, local regulation, no overall view.

A European Scheme ?

- Many solutions possible
- **Improve the present cooperation** scheme
 - ◆ More room of the Committees
 - ◆ Soft instruments: name and shame, but too soft
 - ◆ Colleges: in good times ok, not in bad times
 - ◆ Home Host creates dangers for both home and host
 - ◆ Double supervision, or gaps in the system
 - ◆ Improve on enforcement but how?
 - ◆ QMV – Mediation, Delegation of tasks
 - ◆ Not legally binding
 - ◆ No enforcement against sovereign states or their agencies

Institutional schemes

- Create a European Institution
- Based on Hub and Spoke formula: see ECB
 - Stronger central regulation, local implementation
 - Solves question of fiscal support:
 - Local supervisors represents the state and taxpayers
 - Enforceable central decisions against Local Supervisor
- Requires change of the Treaty
- Integrate 3 pillars? Banking, Insurance, Securities
 - Or two peaks: Dutch model.

Institutional scheme

- Incorporate prudential supervision in the ECB
 - Art 105(6) allows to do so by unanimous decision of council and decision of Comm and EP
 - Would not include insurance: art 105(6) excludes insurance
 - What with securities?: Conduct of business for all sectors
 - No fiscal backing
 - Unlikely except for macroprudential matters
 - Upgrading the macro-prudential function of the ESCB eg.in the Banking Supervisory Committee

Institutional scheme

- **European Agency for CESR**
 - Reluctance
 - Strong position of the Commission: members on the board, financing, budget, policies
- Agencies have no regulatory powers
 - Only: Individual decision making, e.g. aviation agency
 - Here: CRA's, Clearing & settlement, UCITS, Prospectuses
 - Not optimal: CESR become competitor of its own members and creates distrust with its members
 - Does not solve the problem that is “regulation”

Next Step

- De Larosière Report
- Inter institutional Dialogue
- Agreement of the Member States
- Separate workstream from the G 20 – world wide basis



ICMA

International Capital Market Association

Developments in the collateral framework of the Eurosystem

Mark Büssing-Lörcks

Senior Economist, European Central Bank



Developments in the collateral framework of the Eurosystem

**Meeting of the European Repo Council (ERC), February 25, 2009
Mark Büssing-Lörcks, European Central Bank**

Amendments to the Eurosystem Collateral Framework – Permanent Measures I

- **Technical refinements of risk control measures**
 - Refinements to the valuation haircuts applied to marketable assets,
 - Broadening of the close link definition to include also “financial close links”, applicable to ABS,
 - Refinements to the credit assessment framework (ECAAF),
 - were announced in September 2008,
 - were published in Nov. 2008 (Gen. Doc.),
 - measures taken effect on 1 February 2009.

Amendments to the Eurosystem Collateral Framework – Permanent Measures II

- **Complementation to technical refinements of risk control measures**
 - **For ABS:**
 - **AAA level rating at the time of issuance,**
 - **underlying pool should not consist of other ABSs or tranches thereof (no “re-packaging”).**
 - **For uncovered bank bonds:**
 - **Limits on the use of uncovered bank bonds,**
- **were announced in February 2009,**
- **took effect on 1 March 2009,**
- **Grandfathering period: until 1 March 2010**

Amendments to the Eurosystem Collateral Framework – Temporary Measures

1. **Marketable debt instruments denominated in USD, GBP, JPY**
2. **Euro-denominated syndicated loans under UK law,**
3. **Debt instruments issued by credit institutions which are traded on accepted, non-regulated markets,**
4. **Guaranteed subordinated debt instruments,**
5. **Lowered credit rating threshold to BBB- (except ABS),**

Measures

- **were introduced in October/November 2008,**
- **remain into force until end of 2009,**
- **Measure 2. was terminated end of November 2008**

Temporary Measures – Quantitative Impact

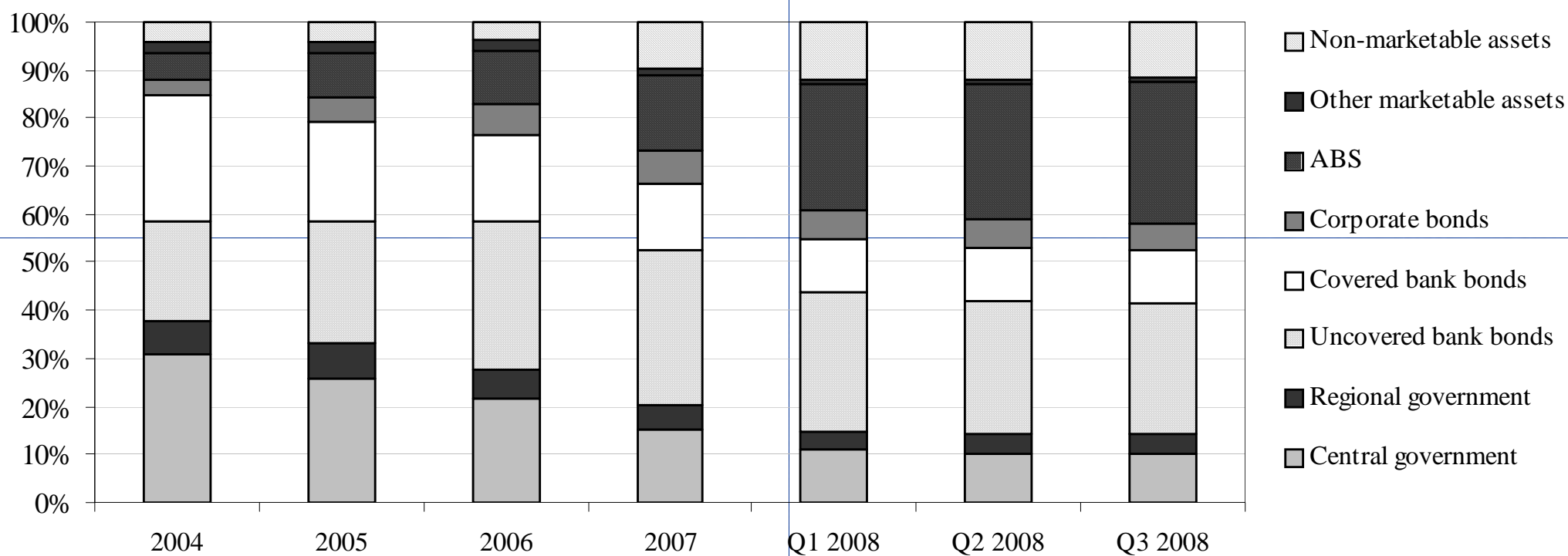
- **The (nominal) value of eligible marketable collateral increased from about EUR 10 trillion in September 08 to EUR 11 trillion in November 08, i.e. by about 10%.**
- **The value increased further to EUR 12 trillion in February 09.**
- **The value of (eligible) non-marketable assets increased significantly due to the lowering of the credit threshold to BBB-.**

Trends in Use of Collateral

- **The value of total collateral used with Eurosystem increased strongly when full allotment policy -and temporary expansion of collateral- was introduced – by similar rates as outstanding credit from Eurosystem**
- **In last four weeks value of collateral in use decreased significantly (in particular ABS, uncovered bank bonds and government bonds)**
 - **reduction in outstanding credit from Eurosystem (widening of facility corridor)**
 - **higher haircuts (ABS, bank bonds) as of 1 February reduce market value after haircut**
 - **ABS cannot be used anymore by currency hedge counterparty and significant liquidity provider**

Trends in Use of Collateral

Shares of asset types





ICMA

International Capital Market Association

U.S. Treasury Securities Fails: Treasury Market Practices Group Recommendations addressing widespread settlement fails in U.S. Treasury Securities

David Rule

Chief Executive, International Securities Lending Association (ISLA)



TMPG Fails Recommendations for Cash and Repos in U.S. Treasury Securities

U.S. Treasury Fails During Fall 2008

- Settlement Fails in the U.S. Treasury market spiked to \$5 trillion during October 2008 (see http://www.newyorkfed.org/markets/pridealers_failsdata.xls, week ended 15 October).
- A number of factors fueled the increase in fails: (i) very low rate environment (Target Fed Funds Rate of 1.50%); (ii) massive flight to the quality of government debt; and (iii) counterparty credit aversion as normal suppliers of securities pulled back after the Lehman bankruptcy fearing exposure to financial firms.
- Fails increased in every security across the curve including both on-the-runs and off-the-runs. This was unlike prior incidents of high fails where the fails were focused in a single issue (In Summer 2003, fails spiked in the on-the-run 10-year security but were largely unchanged in other securities.)

TMPG: Role and Mission

- **The Treasury Market Practices Group (TMPG)** is a group of market professionals committed to supporting the integrity and efficiency of the U.S. Government Treasury market.
- The TMPG is composed of senior business managers and legal and compliance professionals from securities dealers, banks and buy-side firms and is sponsored by the Federal Reserve Bank of New York.
- The TMPG meets periodically to discuss Treasury trading issues and promote best practices in Treasury cash, repo and related markets.

TMPG Fails Recommendations

- In November 2008 the TMPG, noting “widespread and persistent settlement fails”, recommended the following changes in market practices (see <http://www.newyorkfed.org/tmpg/PR081112.pdf>):
 - Financial penalty on fails
 - Margining of settlement fails
 - Bilateral cash settlement
 - Support development of broader multilateral netting solutions
- Fails penalty implementation is set for May 1, 2009. The other recommendations do not yet have implementation timelines or documentation recommendations.

TMPG Recommendation: Fails Penalty

- TMPG noted that in low rate environments, fails may tend to increase because sellers, under existing market conventions, can deliver securities after the originally scheduled settlement date at an unchanged invoice price, i.e., without incurring any penalty.
- The introduction of a dynamic fails penalty with a finite cap rate would remedy this issue and would provide an incentive for sellers to resolve fails promptly. In addition it may give beneficial owners of Treasury securities an opportunity to earn as much as the cap rate regardless of nominal interest rates.

TMPG Recommendation: Fails Penalty

- The basic TMPG recommendation is that the fails penalty be determined as follows:
 - **On any cash or financing transaction that fails to settle on the originally scheduled settlement date, a penalty will be imposed equal to the greater of (a) 3 percent per annum minus the Fed Funds target rate at 5:00 p.m., EST on the business day prior to the originally scheduled settlement date, and (b) zero.**
- Note that the fails penalty begins to accrue from the originally scheduled settlement date, i.e., there is not aging requirement.
- The fails penalty and the recommended trading practices are recommendations only and the adoption of the penalty and the practices by any market participant is strictly voluntary.

TMPG Recommendation: Fails Penalty

- Formula for calculation of fails penalty:
 - **$C = 1/360 * 0.01 * \max(3-R,0) * P$**
 - C is the fails charge amount
 - R is the TMPG reference rate. Currently the reference rate is the Fed Funds Target at 5:00 p.m. EST on the business day prior to the failed settlement.
 - P is, generally, the amount of funds due from the non-failing party
- **Daily fails charges for a particular counterparty will be accrued during a calendar month and billed no later than the 10th business day of the following month to the counterparty owing the charges with payment due by the end of the following month.**
- **Fails charges apply only to delivery-vs.-payment or delivery-vs.-transfer transactions, not free deliveries.**

Fails Penalty: Implementation

- The TMPG published an implementation timeline on January 5 (See <http://www.newyorkfed.org/tmpg/pr090105c.pdf>) establishing May 1 as the implementation date.
- SIFMA and the TMPG published a “Fails Charge Trading Practice” on January 15 in order to aid market participants in developing both the legal and operational infrastructure to implement the fails penalty. The Trading Practice (see <http://www.newyorkfed.org/tmpg/pr090105c.pdf>) provides:
 - **More specificity concerning the calculation of the charge;**
 - **Implementation details of the accrual process and the billing process.**
 - **Details on application to common transaction types (cash, repos, sec lending, options, forwards).**
 - **Documentation recommendations**

Fails Penalty: Documentation

- The Trading Practice supplies a form of notice (Annex A to the Trading Practice) that parties may use to inform counterparties that they intend to adopt the fails charge and that entering further transactions with them will be deemed agreement to the new terms. Counterparties are not required to sign or return the notice.
- The Trading Practice also provided suggested language to be used in all confirmations that the transaction is “Subject to US Treasury Securities Fails Charge Trading Practice Published by TMPG and SIFMA at http://www.sifma.org/capital_markets/docs/Fails-Charge-Trading-Practice.pdf.”

Fails Penalty: Other Implementation Milestones

- FICC (clearing corp) will make a rule filing to permit an automatic charge process for members of FICC (dealers). This rule filing is expected to be approved prior to May 1.
- Dealers are developing internal systems to track and accrue the fails charges. A number of vendors are preparing solutions.
- Buyside continues to work with custodians to develop processes for work flows, tracking and responsibilities.



ICMA

International Capital Market Association

The 16th repo survey

Richard Comotto

Visiting Fellow, ICMA Centre



European Repo Council

16th European repo market
survey
conducted in December 2008

ERC General Meeting

Marbella, 25th February 2009



European Repo Council

16th European repo market survey

Survey overview

- Outstanding value of contracts at close on 10th December 2008
- 61 responses from 56 groups
- Respondents headquartered in 14 European countries, US, Japan

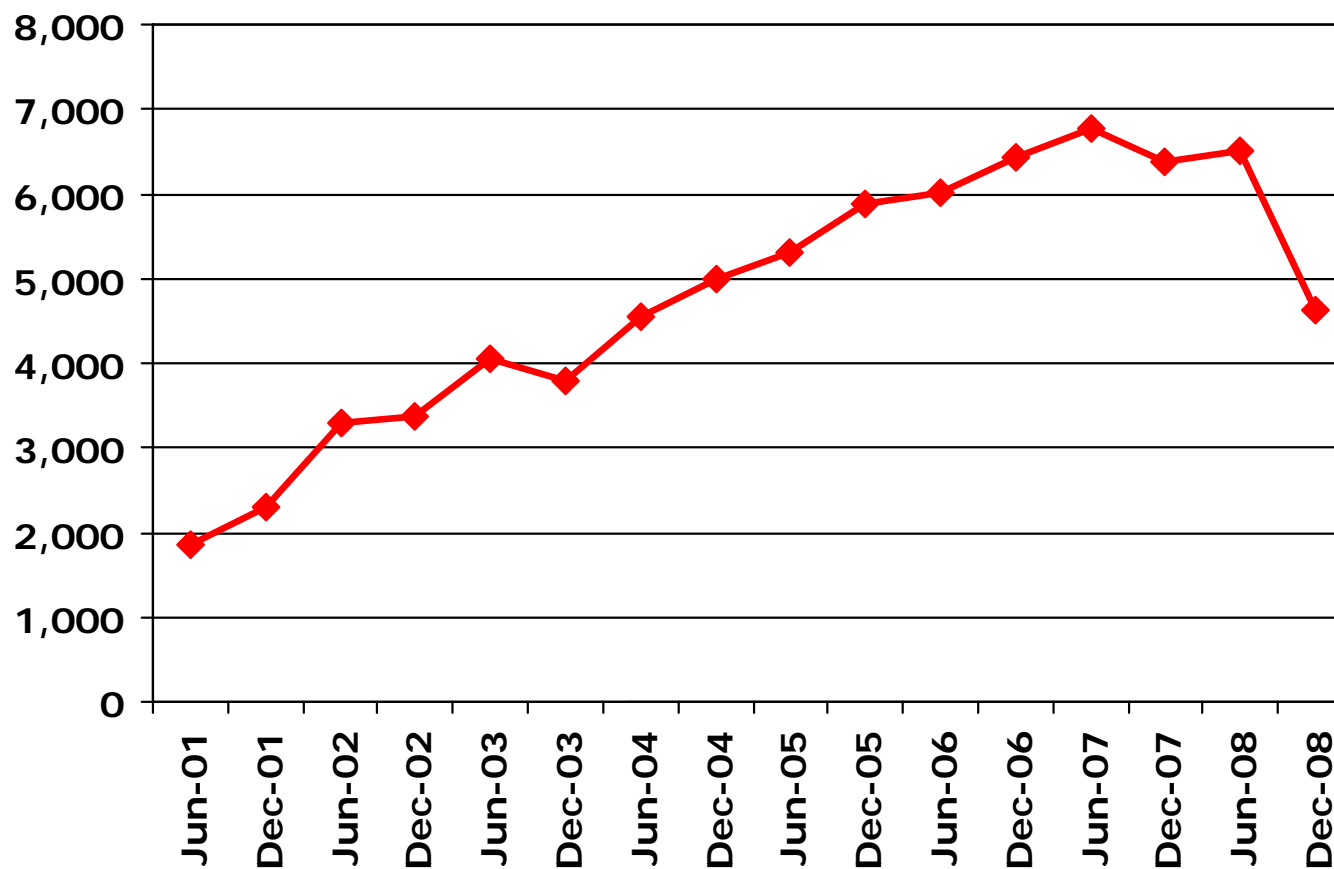
European Repo Council

16th European repo market survey

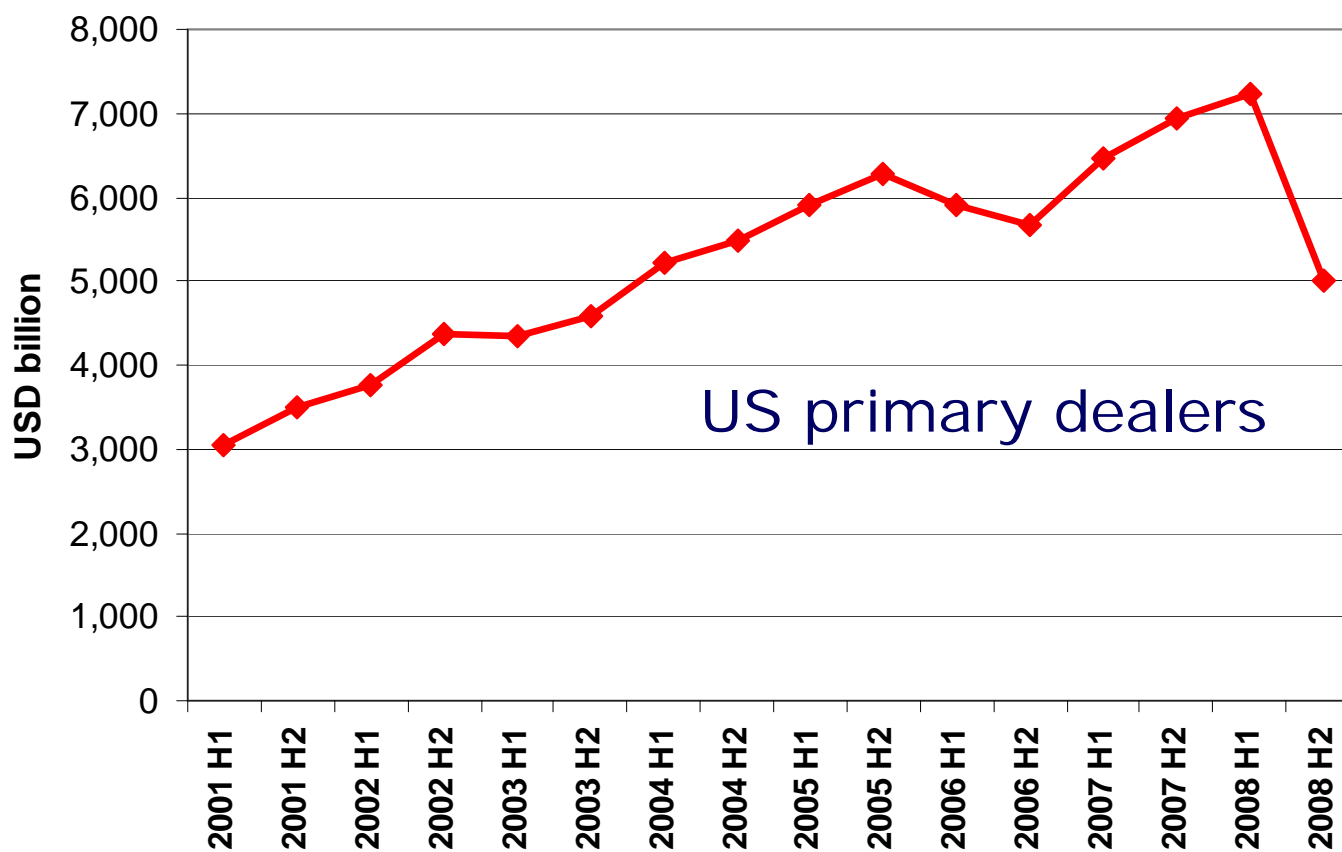
Headline numbers

■ December 2008	EUR 4,633 billion
■ June 2008	EUR 6,504 billion
■ December 2007	EUR 6,382 billion
■ June 2007	EUR 6,775 billion
■ December 2006	EUR 6,430 billion
■ June 2006	EUR 6,019 billion
■ December 2005	EUR 5,883 billion
■ June 2005	EUR 5,319 billion
■ December 2004	EUR 5,000 billion
■ June 2004	EUR 4,561 billion
■ December 2003	EUR 3,788 billion
■ June 2003	EUR 4,050 billion
■ December 2002	EUR 3,377 billion
■ June 2002	EUR 3,305 billion
■ December 2001	EUR 2,298 billion
■ June 2001	EUR 1,863 billion

European Repo Council 16th European repo market survey



European Repo Council 16th European repo market survey



Source: FRBNY

European Repo Council

16th European repo market survey

Organic growth

- 54 respondents in last 3 surveys
 - year-on-year = -27.3%
 - H1 = -1.3%
 - H2 = -25.7%

European Repo Council

16th European repo market survey

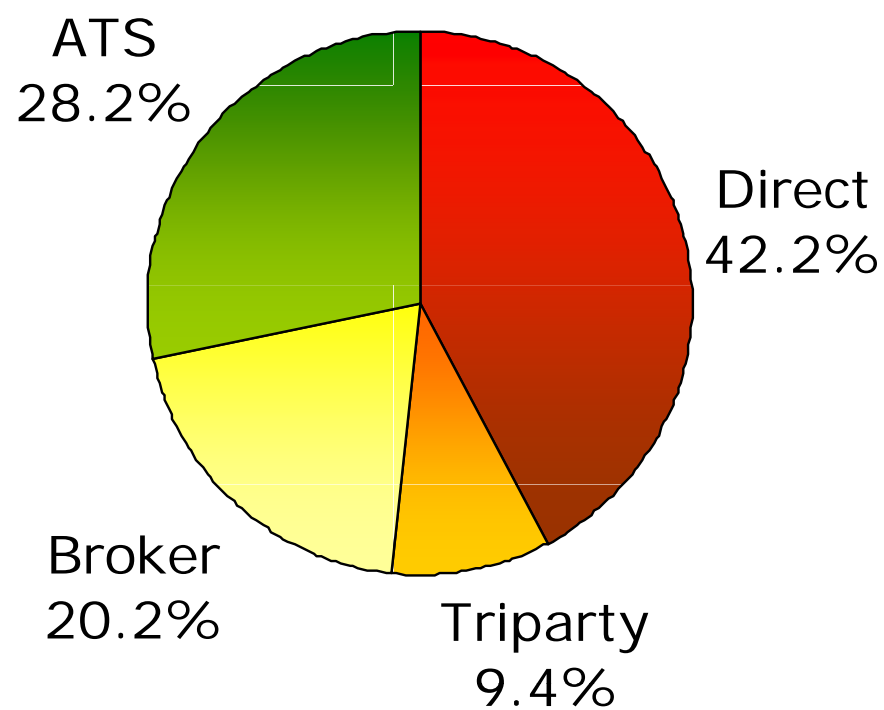
- repo 49.9%, reverse repo 50.1%
- repo books: 18 expand, 41 contract



European Repo Council

16th European repo market survey

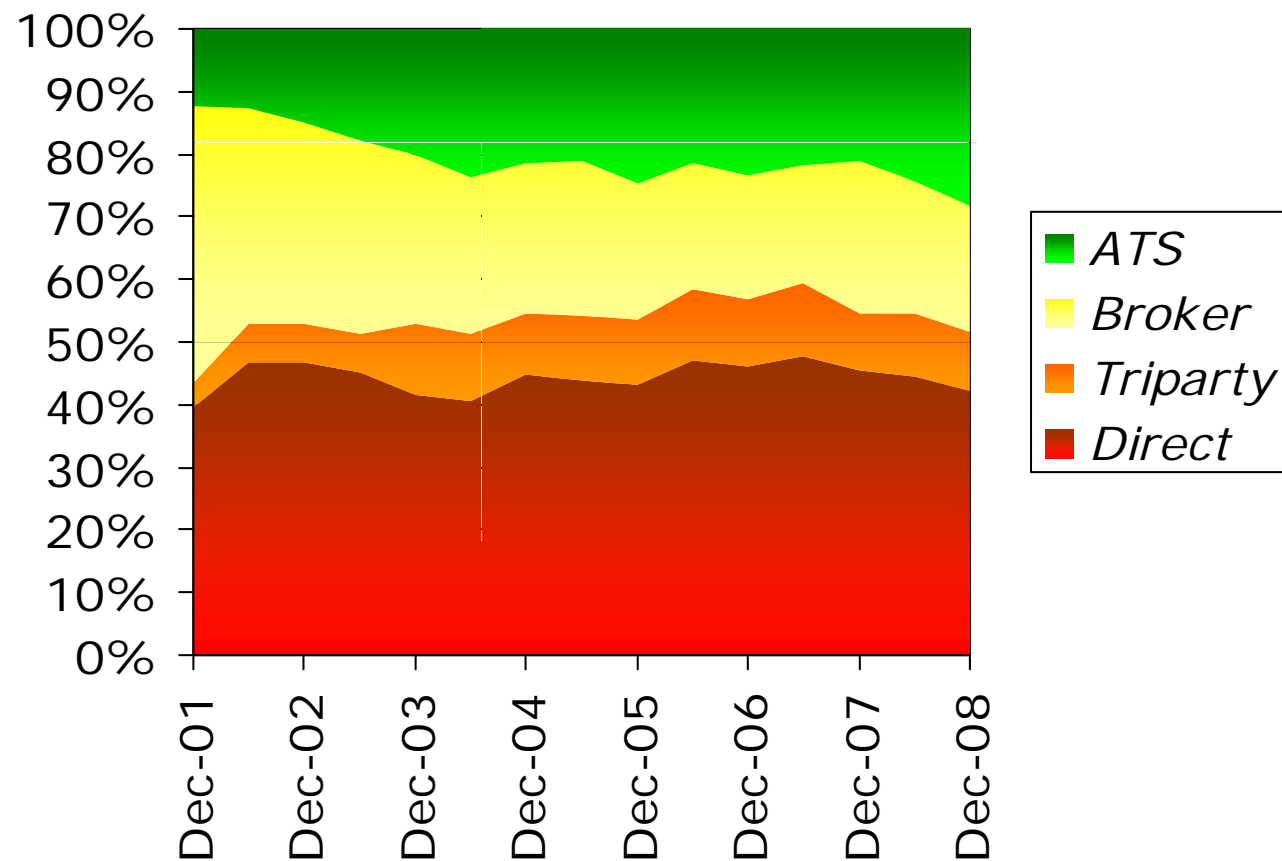
Counterparty analysis



European Repo Council

16th European repo market survey

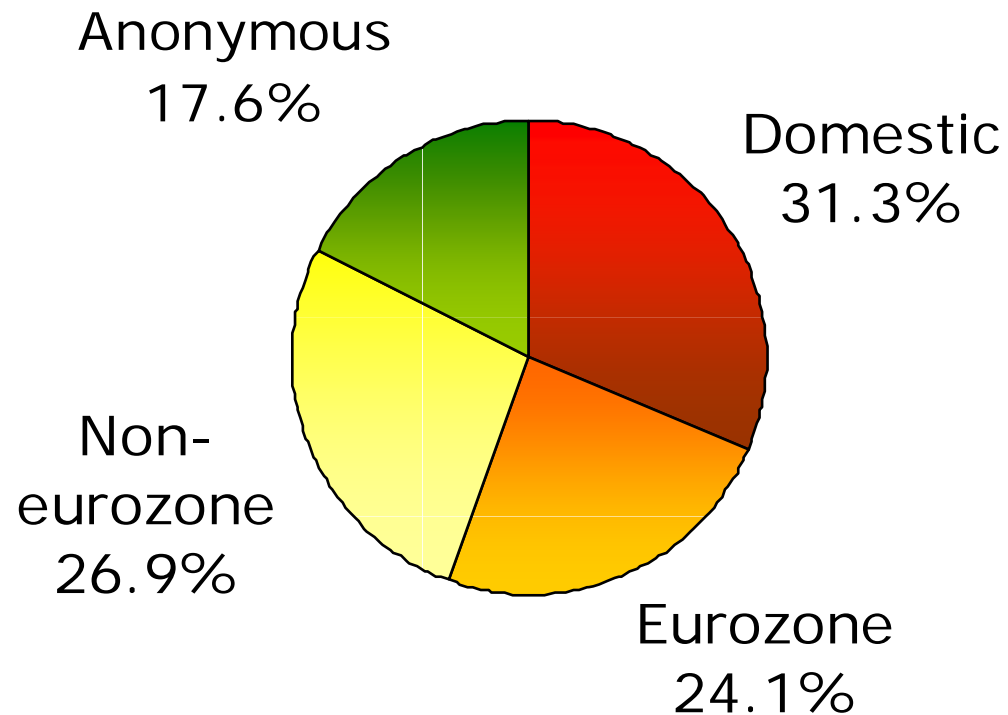
Counterparty analysis



European Repo Council

16th European repo market survey

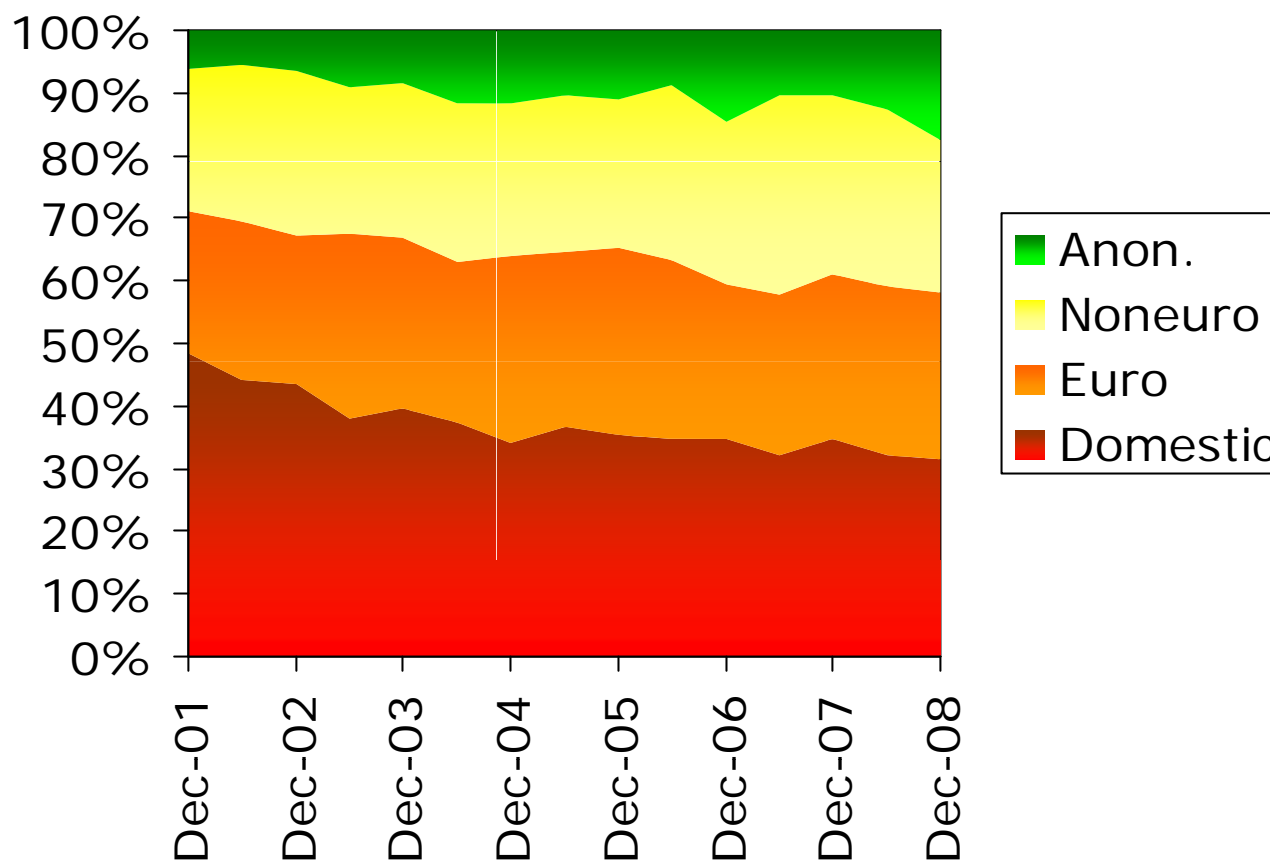
Geographical analysis



European Repo Council

16th European repo market survey

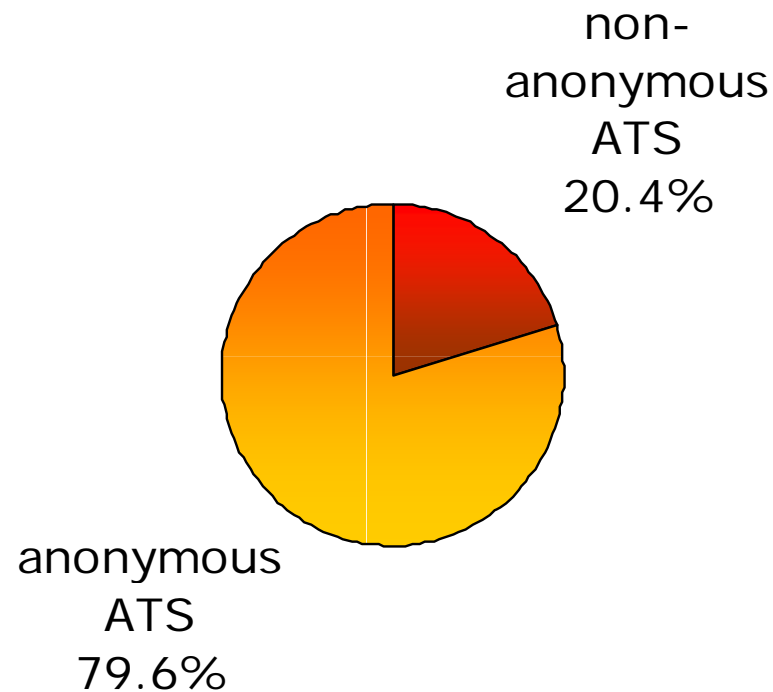
Geographical analysis



European Repo Council

16th European repo market survey

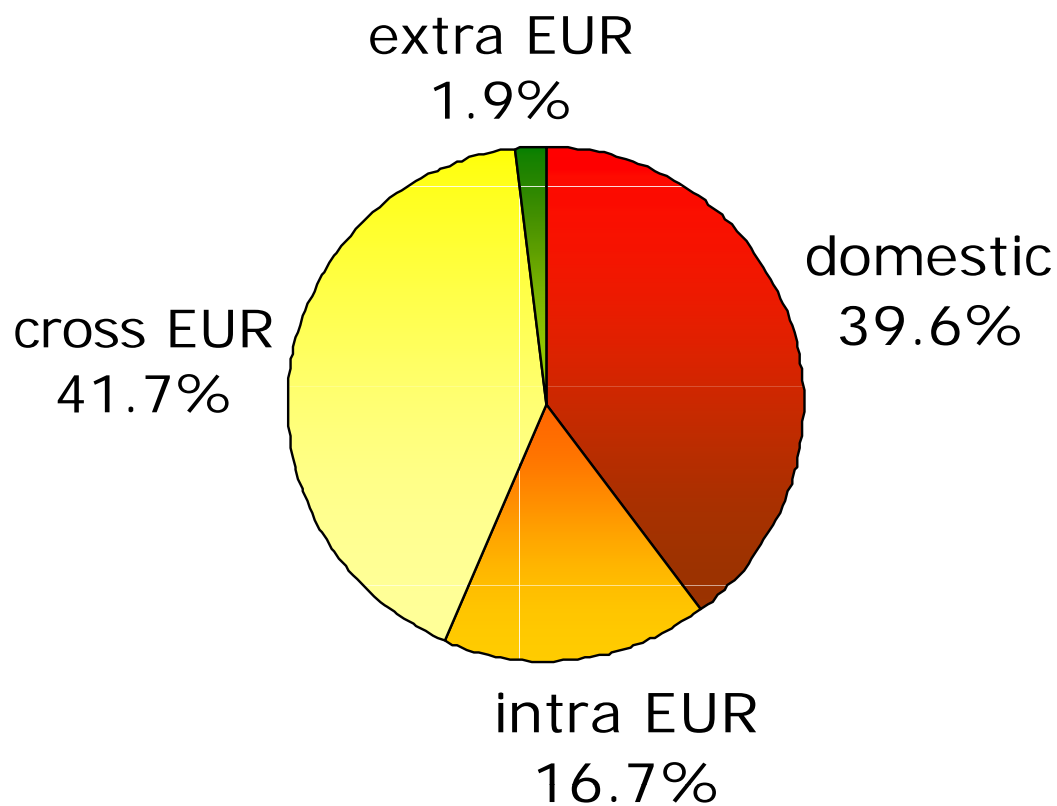
ATS geographical analysis (1)



European Repo Council

16th European repo market survey

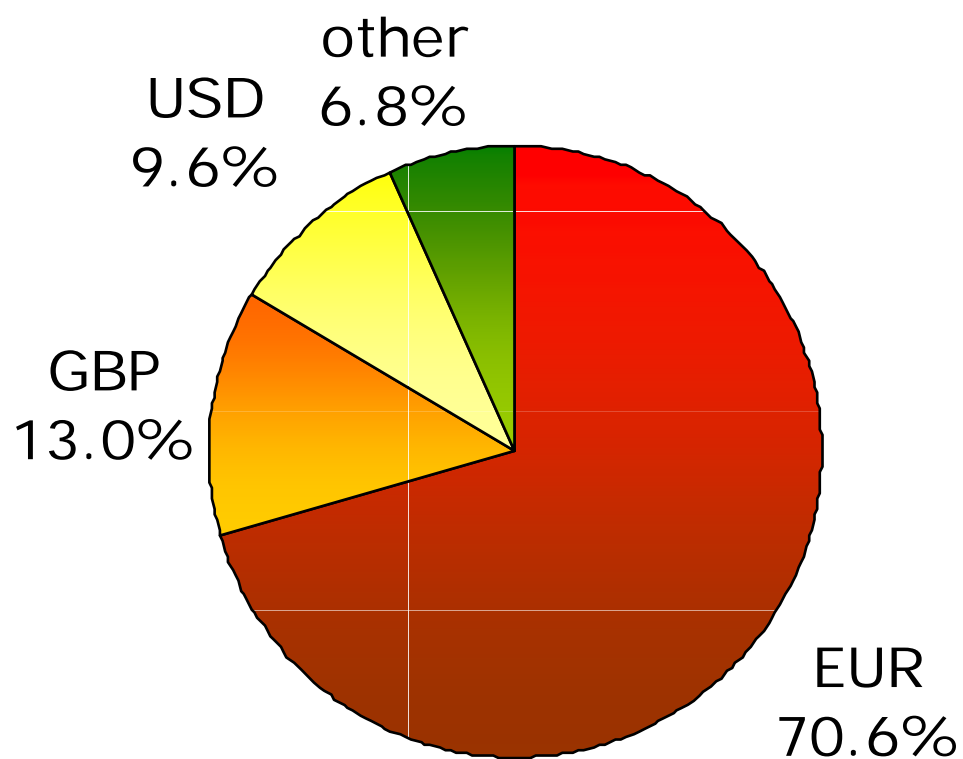
ATS geographical analysis (2)



European Repo Council

16th European repo market survey

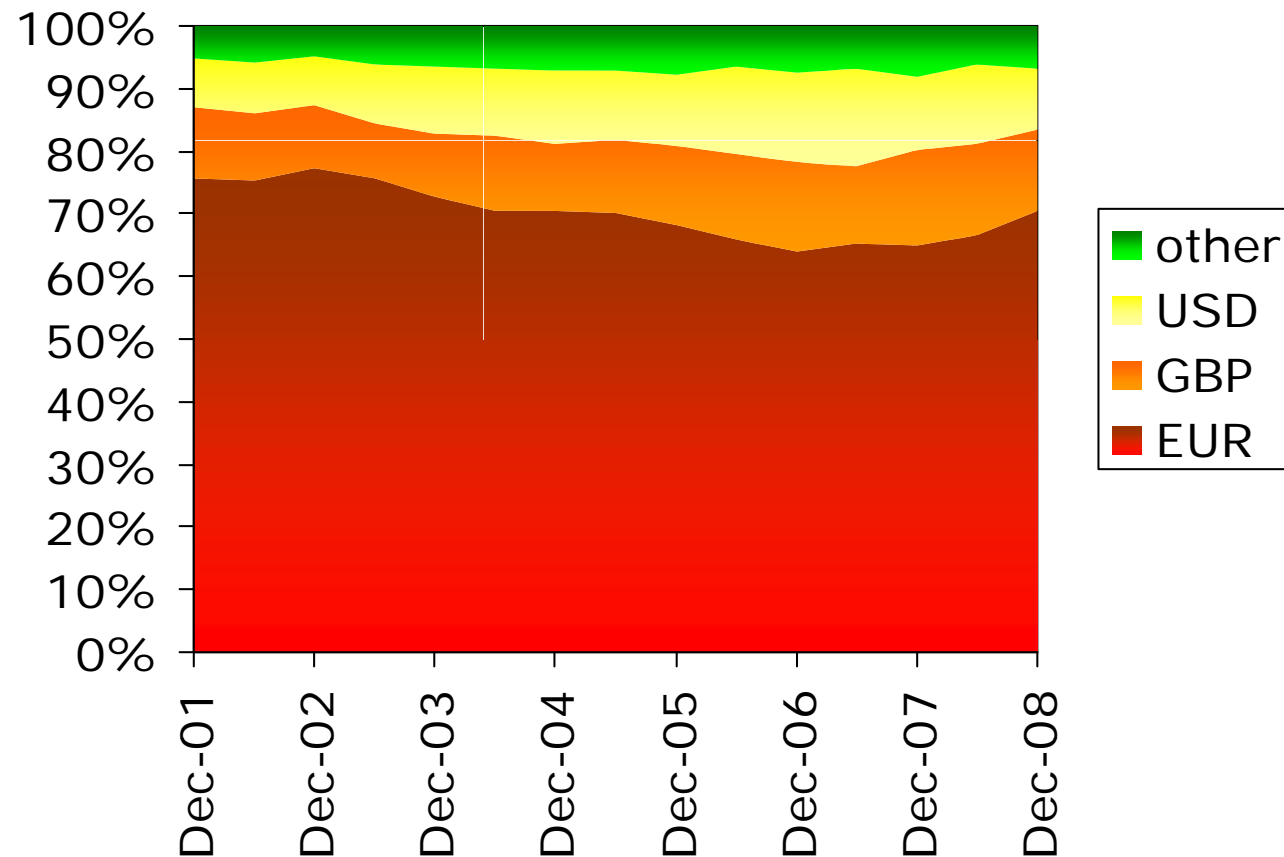
Currency analysis



European Repo Council

16th European repo market survey

Currency analysis

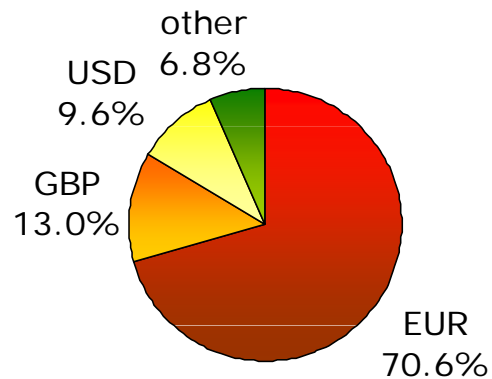


European Repo Council

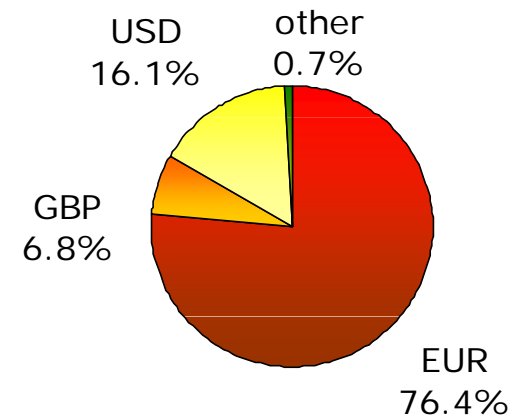
16th European repo market survey

Currency analysis

Main survey



Triparty

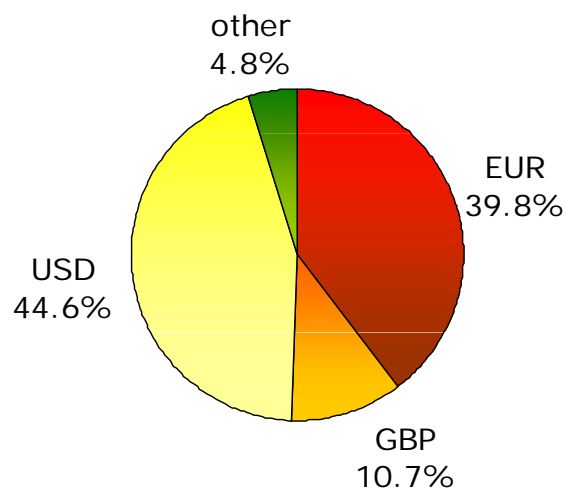


European Repo Council

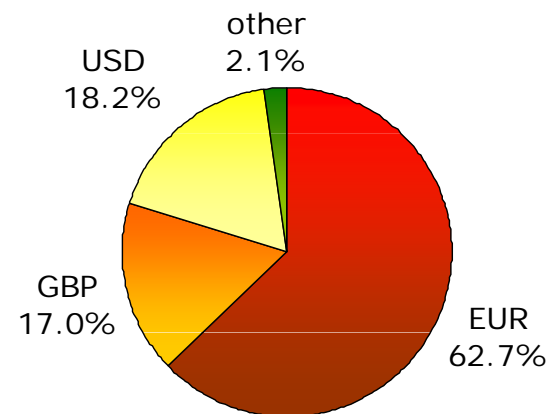
16th European repo market survey

Currency analysis --- triparty repos

June 2007



December 2007

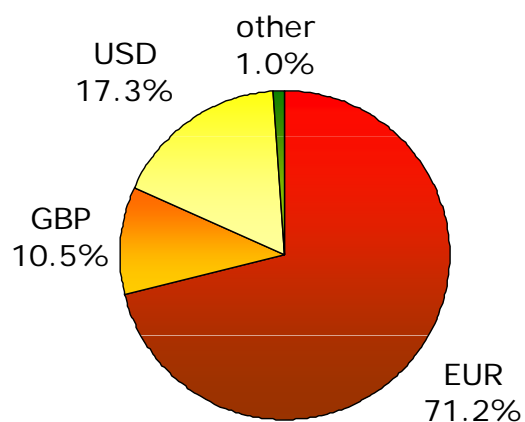


European Repo Council

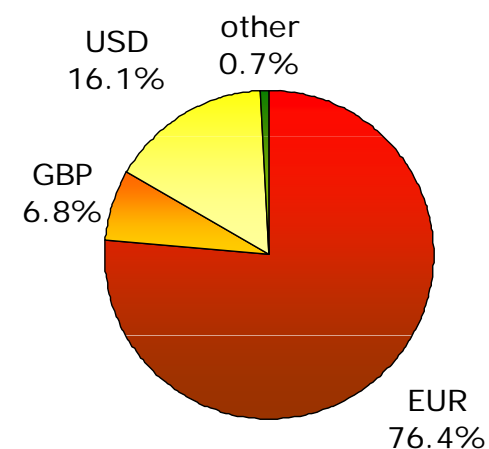
16th European repo market survey

Currency analysis --- triparty repos

June 2008



December 2008

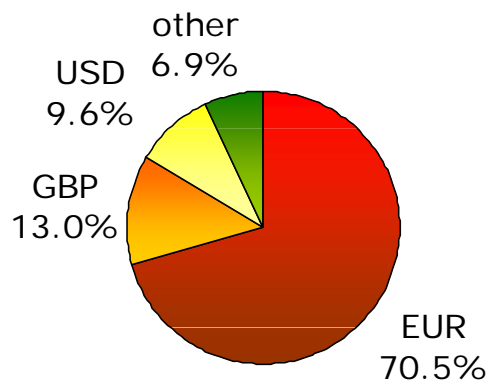


European Repo Council

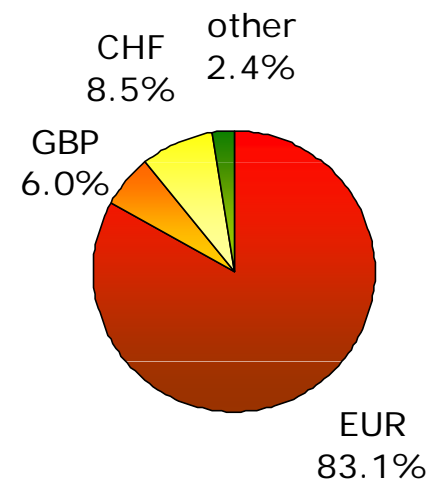
16th European repo market survey

Currency analysis

Main survey



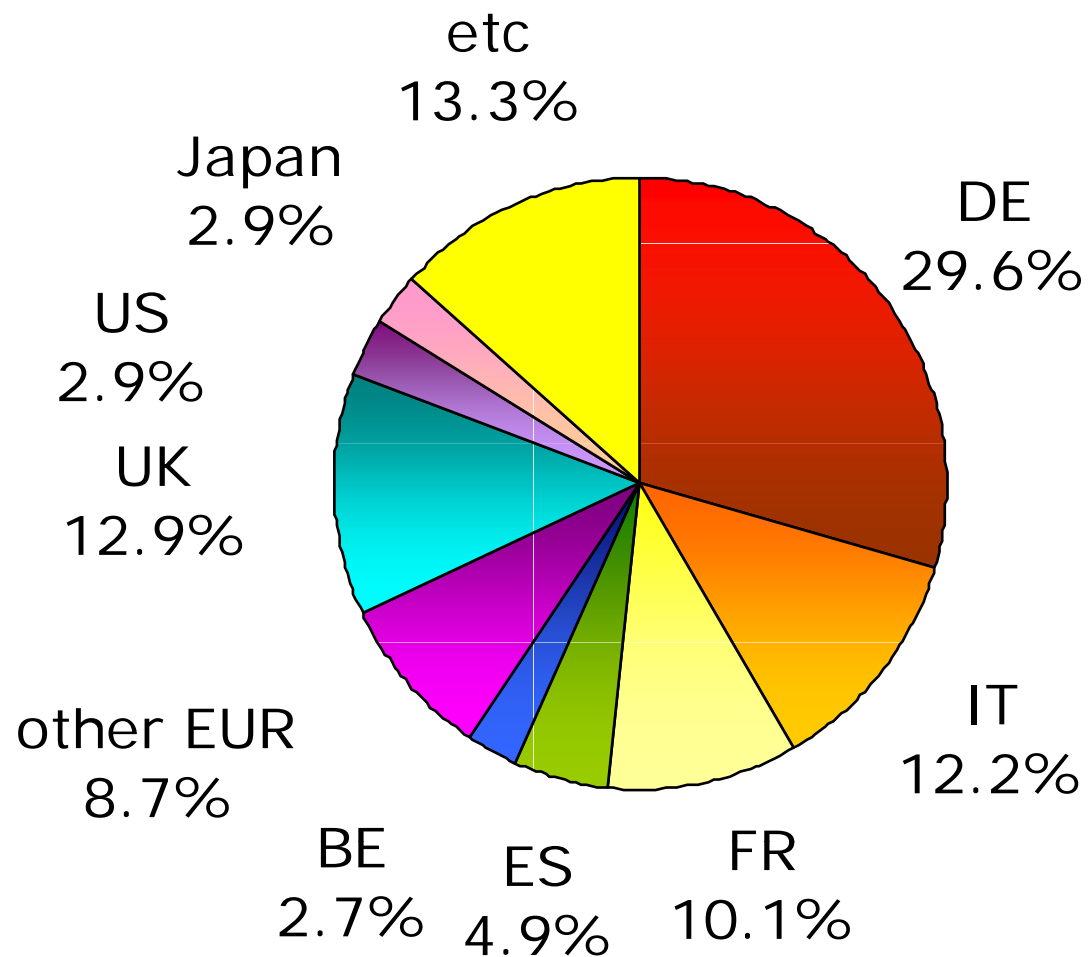
ATS



European Repo Council 16th European repo market survey



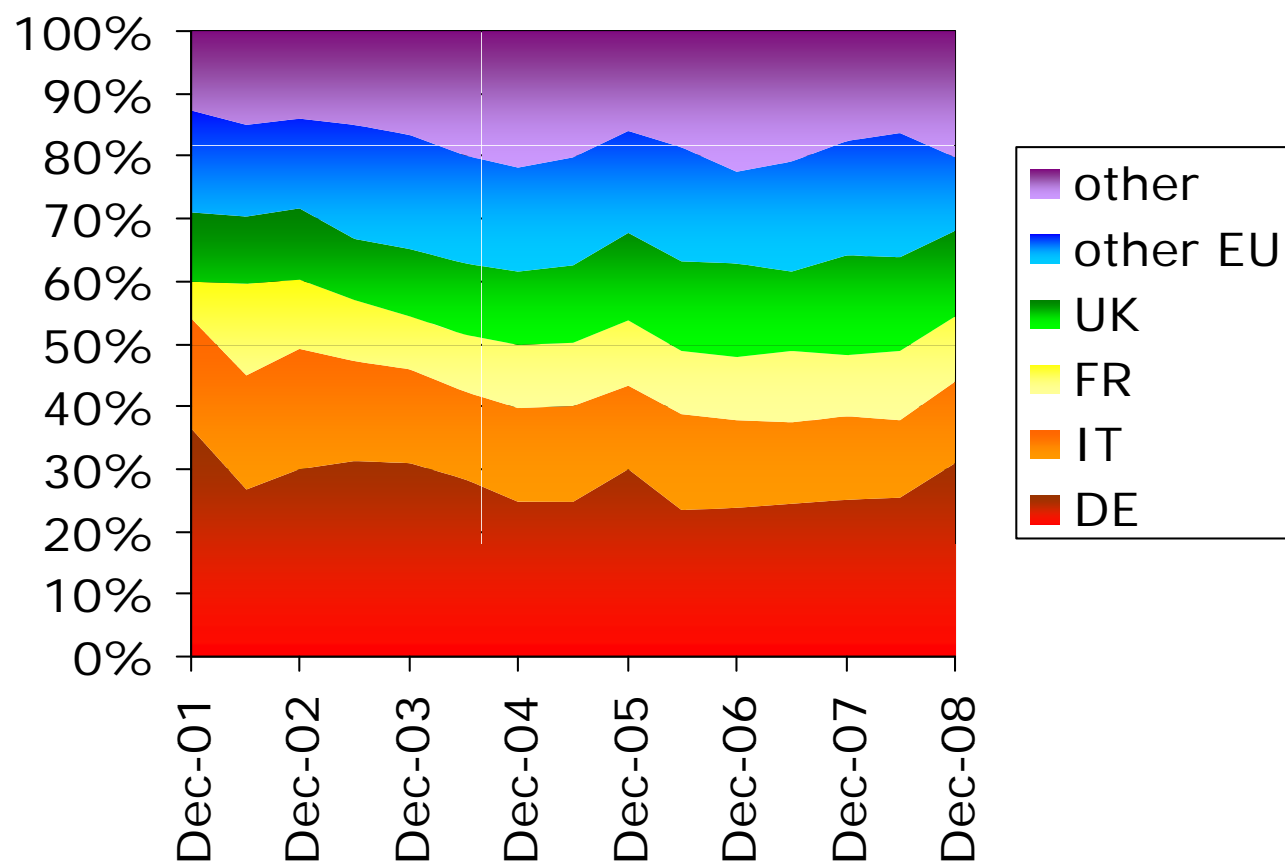
Collateral analysis



European Repo Council

16th European repo market survey

Collateral analysis

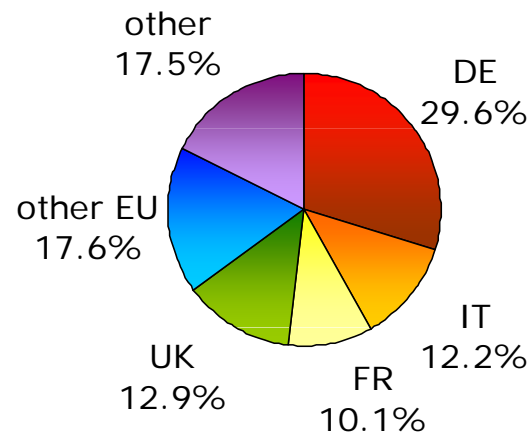


European Repo Council

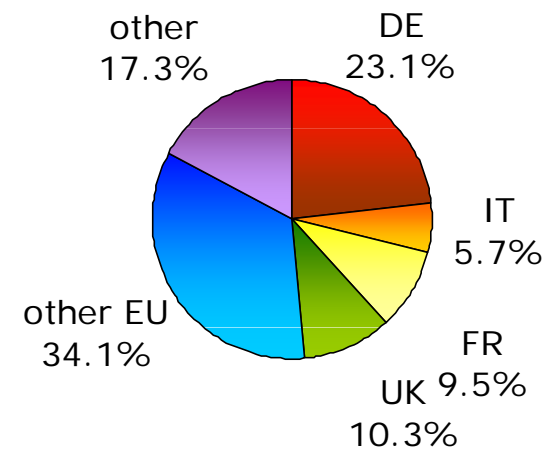
16th European repo market survey

Collateral analysis

Main survey



Triparty

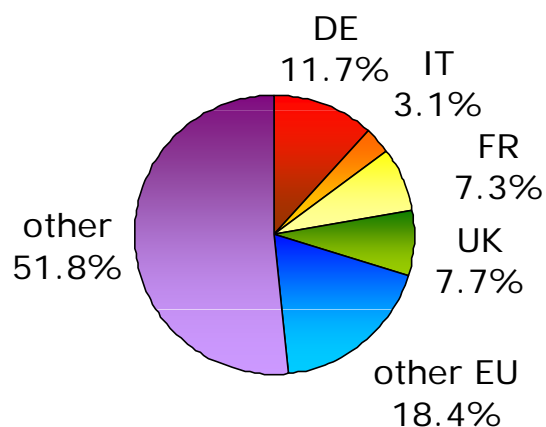


European Repo Council

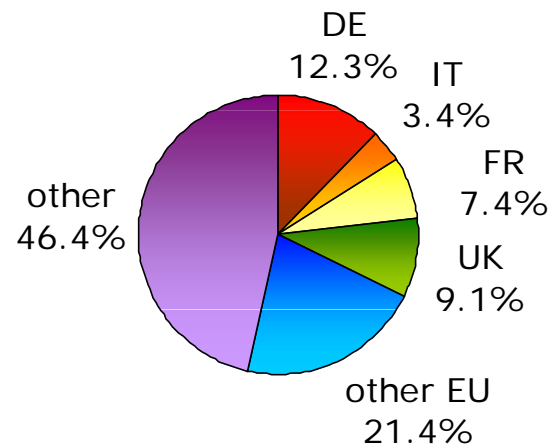
16th European repo market survey

Collateral analysis --- triparty repos

June 2007



December 2007

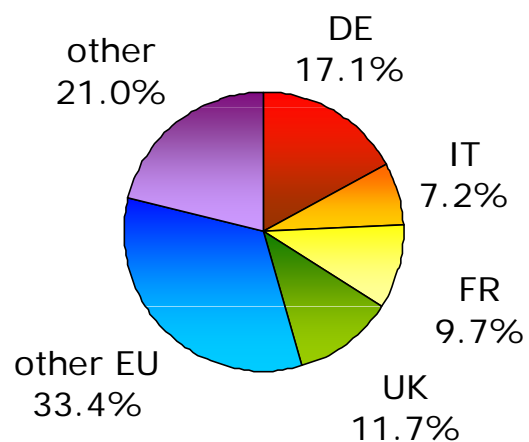


European Repo Council

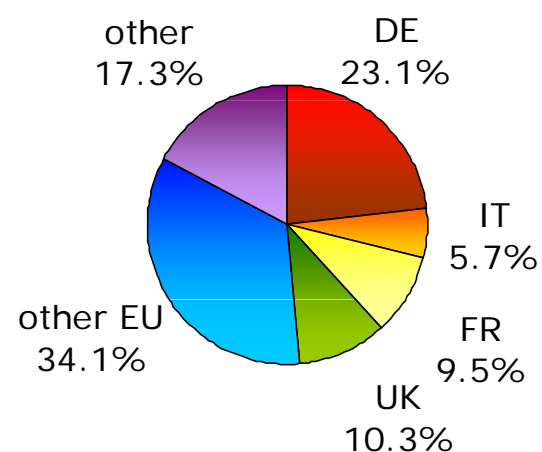
16th European repo market survey

Collateral analysis --- triparty repos

June 2008



December 2008

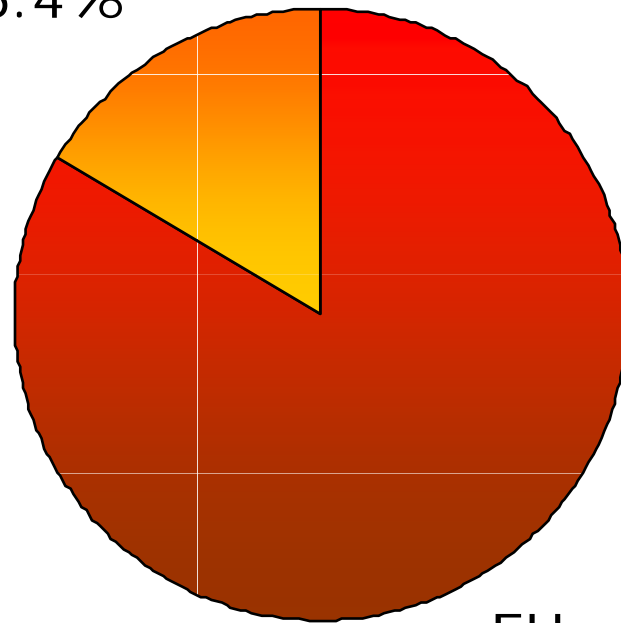


European Repo Council

16th European repo market survey

Collateral analysis

other EU
16.4%

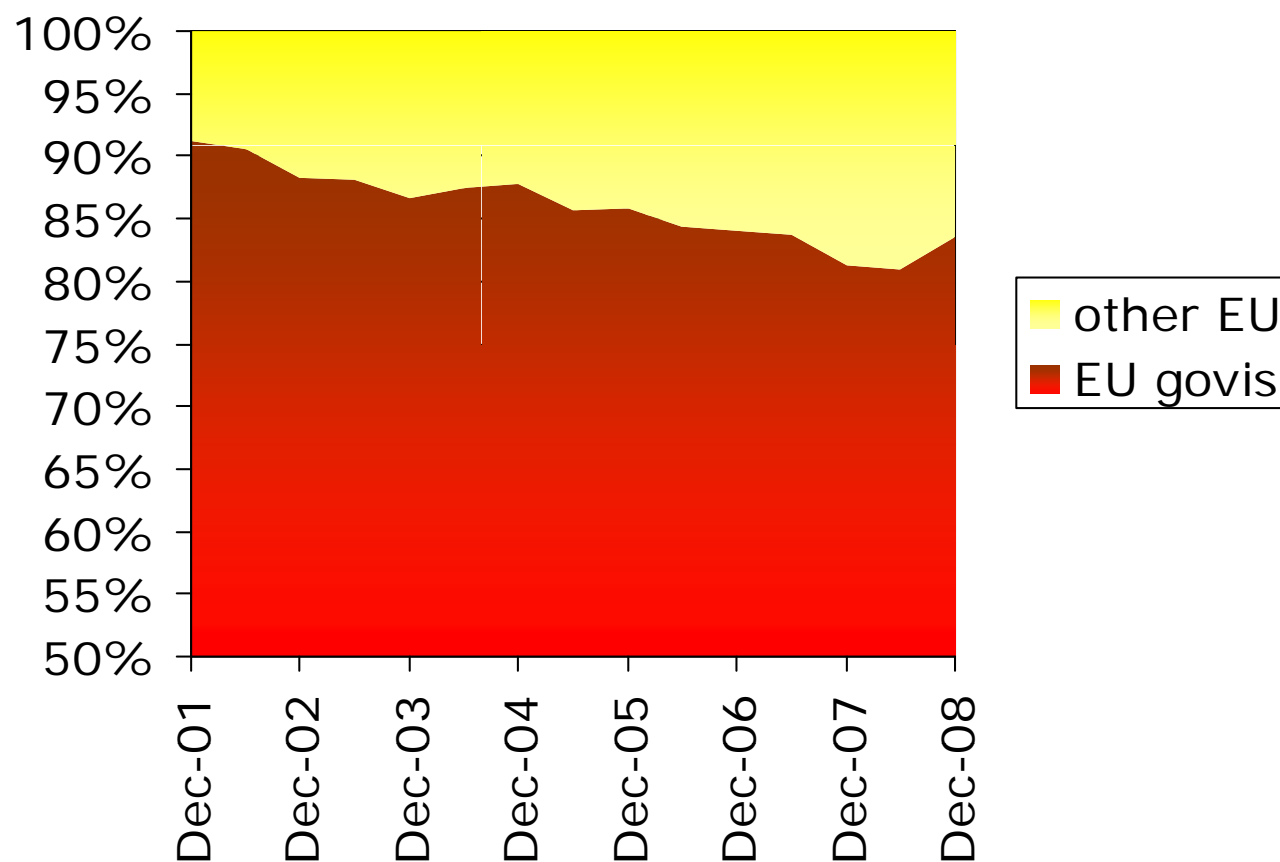


EU govts
83.6%

European Repo Council

16th European repo market survey

Collateral analysis

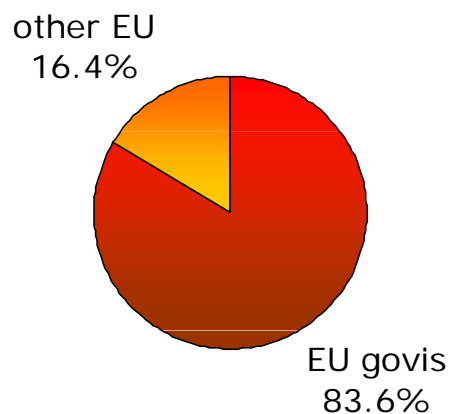


European Repo Council

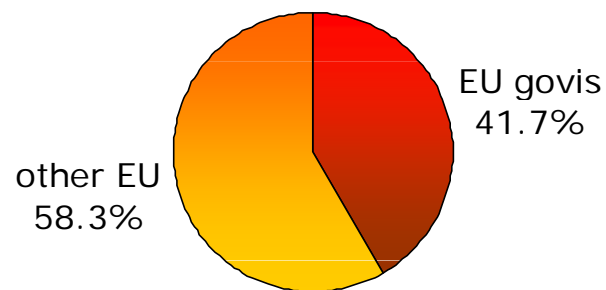
16th European repo market survey

Collateral analysis

Main survey



Triparty

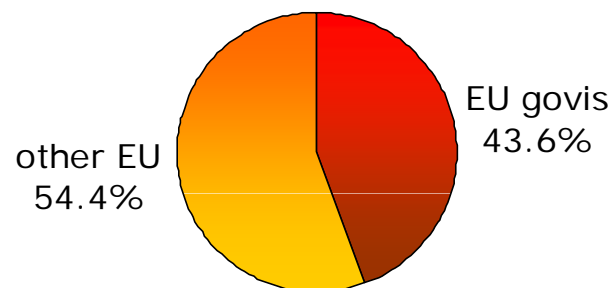


European Repo Council

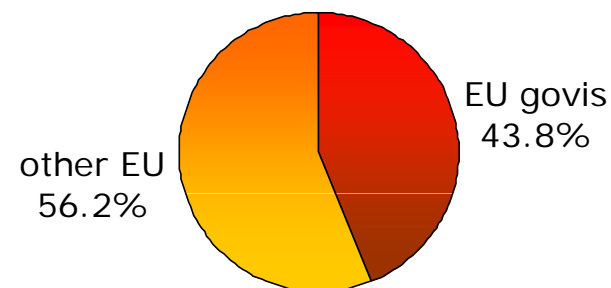
16th European repo market survey

Collateral analysis --- triparty repo

June 2007



December 2007

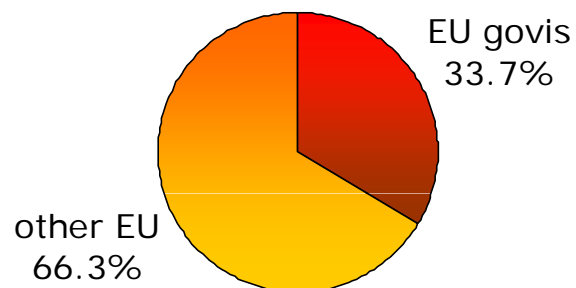


European Repo Council

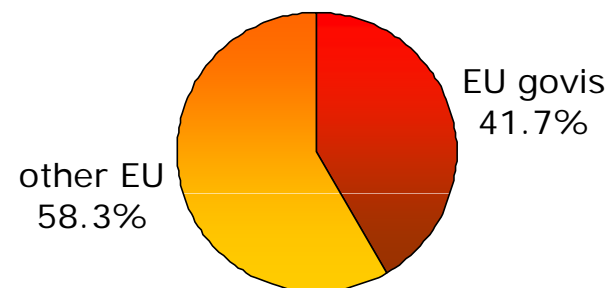
16th European repo market survey

Collateral analysis --- triparty repo

June 2008



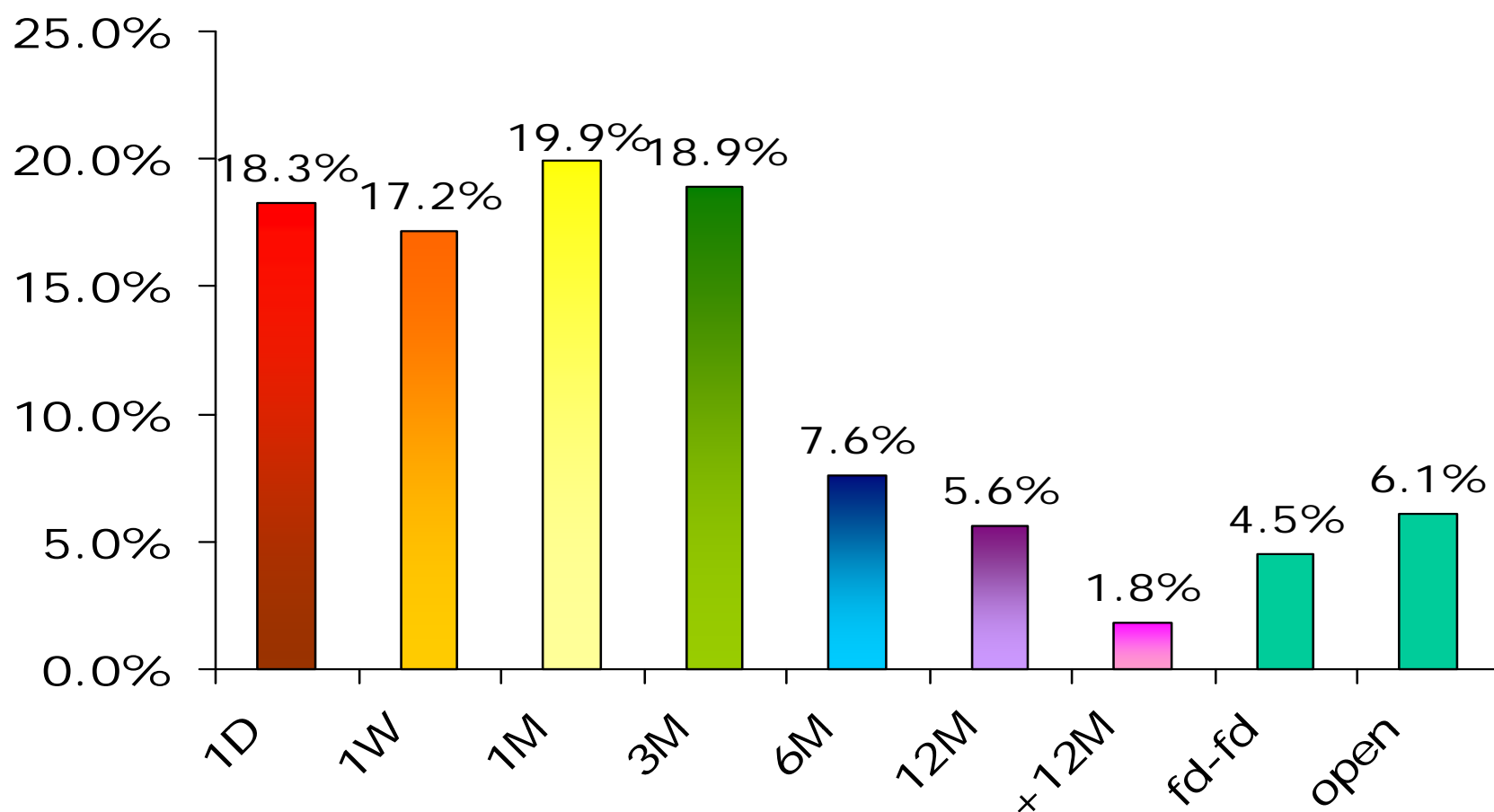
December 2008



European Repo Council

16th European repo market survey

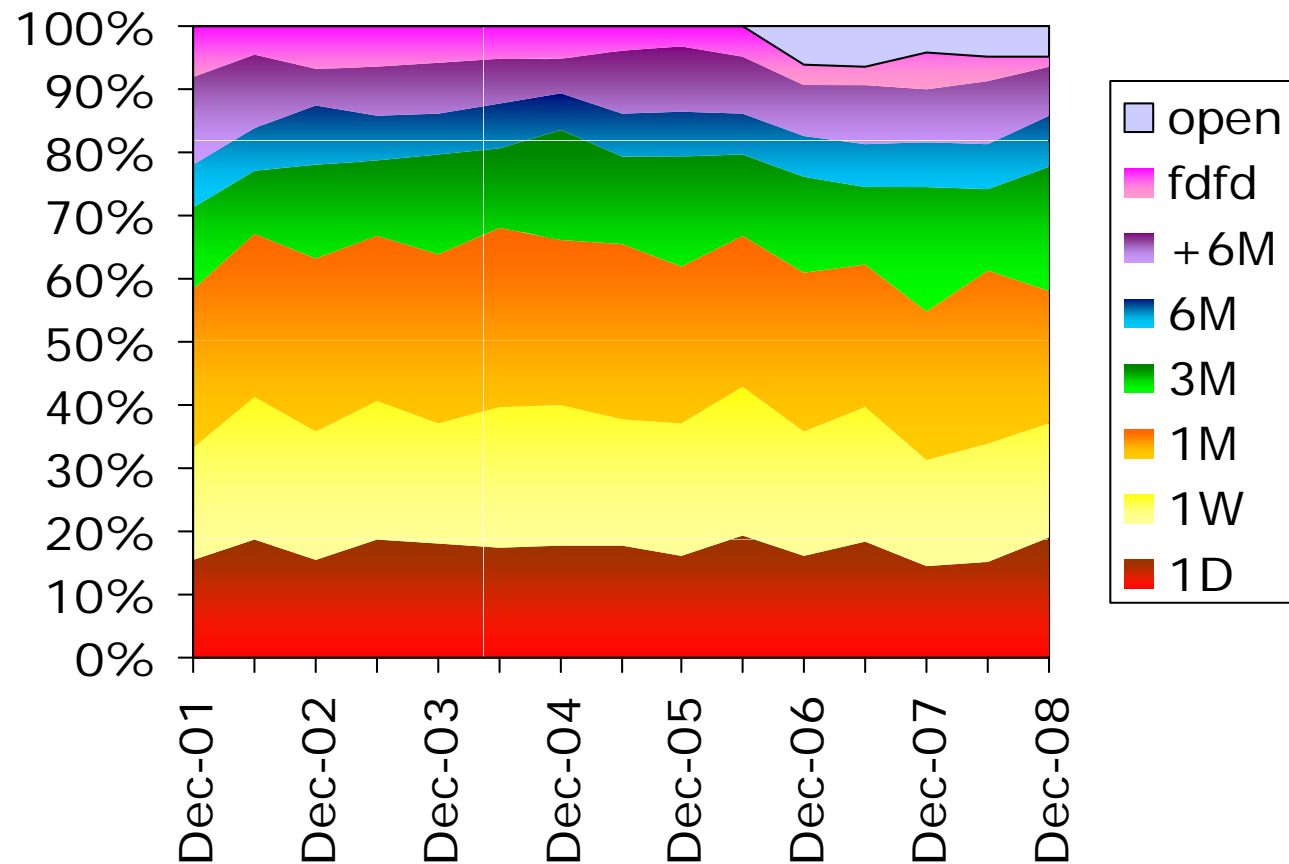
Maturity analysis



European Repo Council

16th European repo market survey

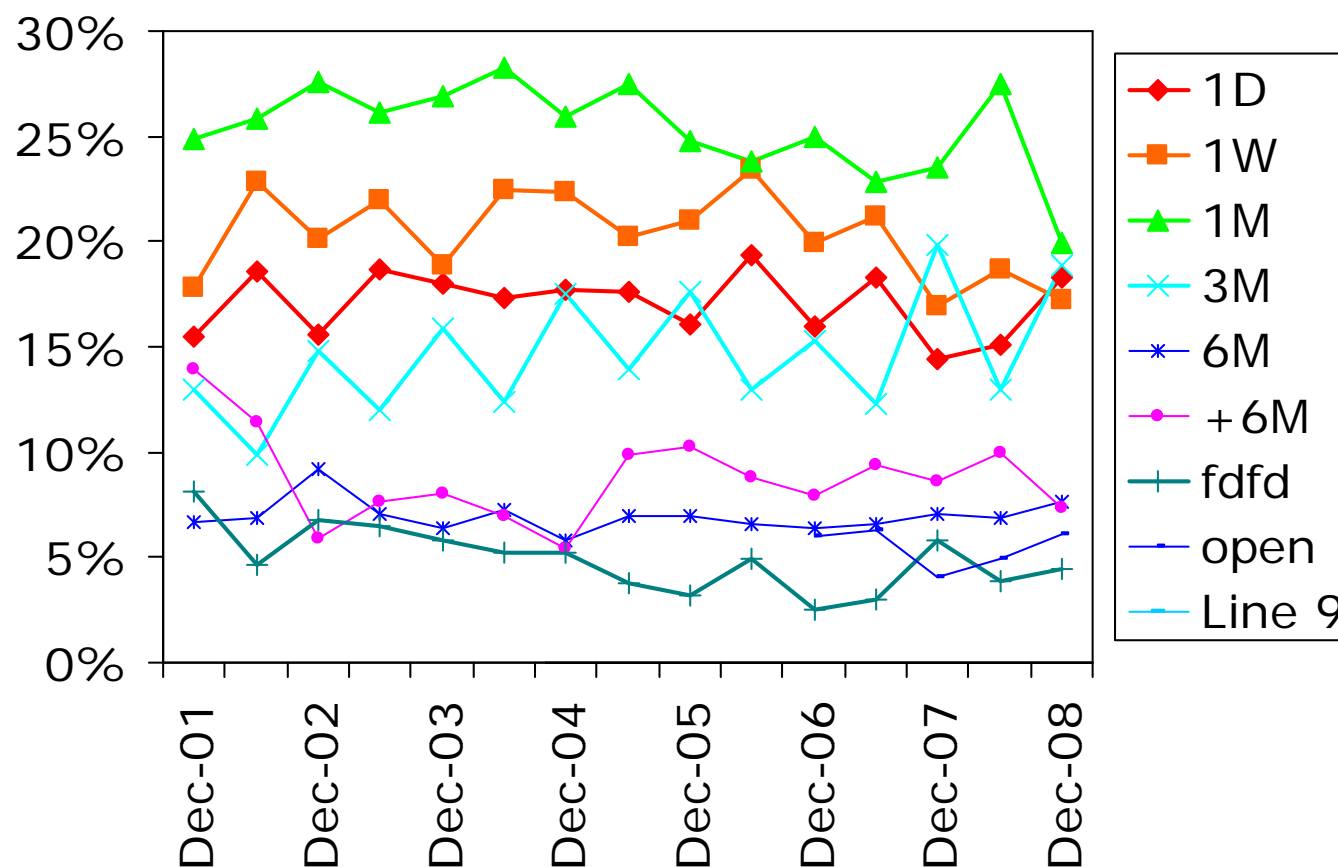
Maturity analysis



European Repo Council

16th European repo market survey

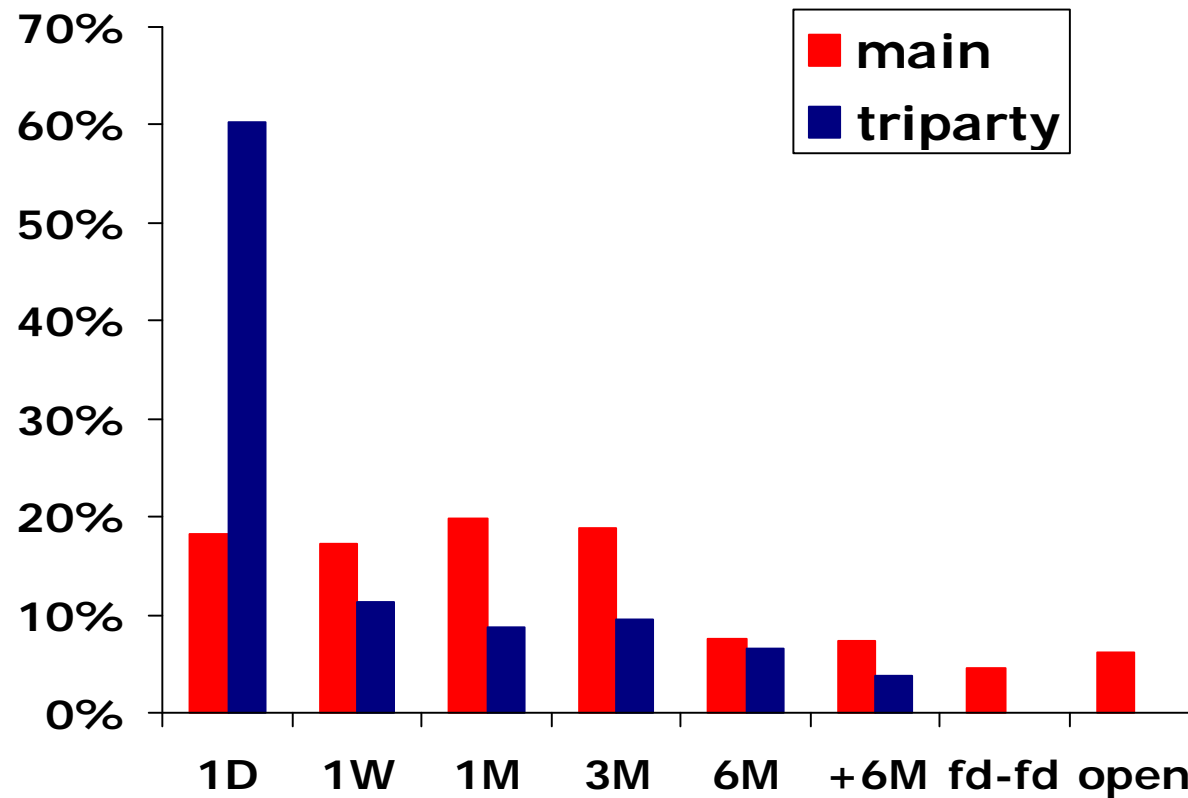
Maturity analysis



European Repo Council

16th European repo market survey

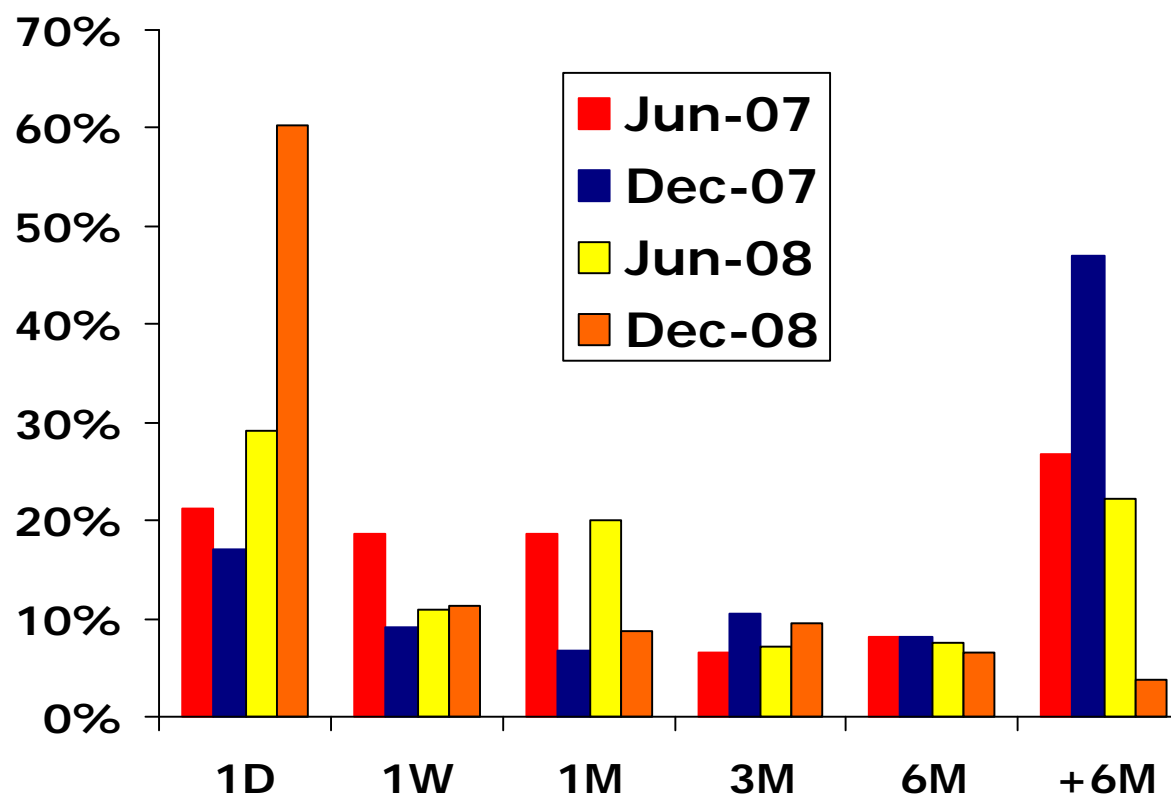
Maturity analysis



European Repo Council

16th European repo market survey

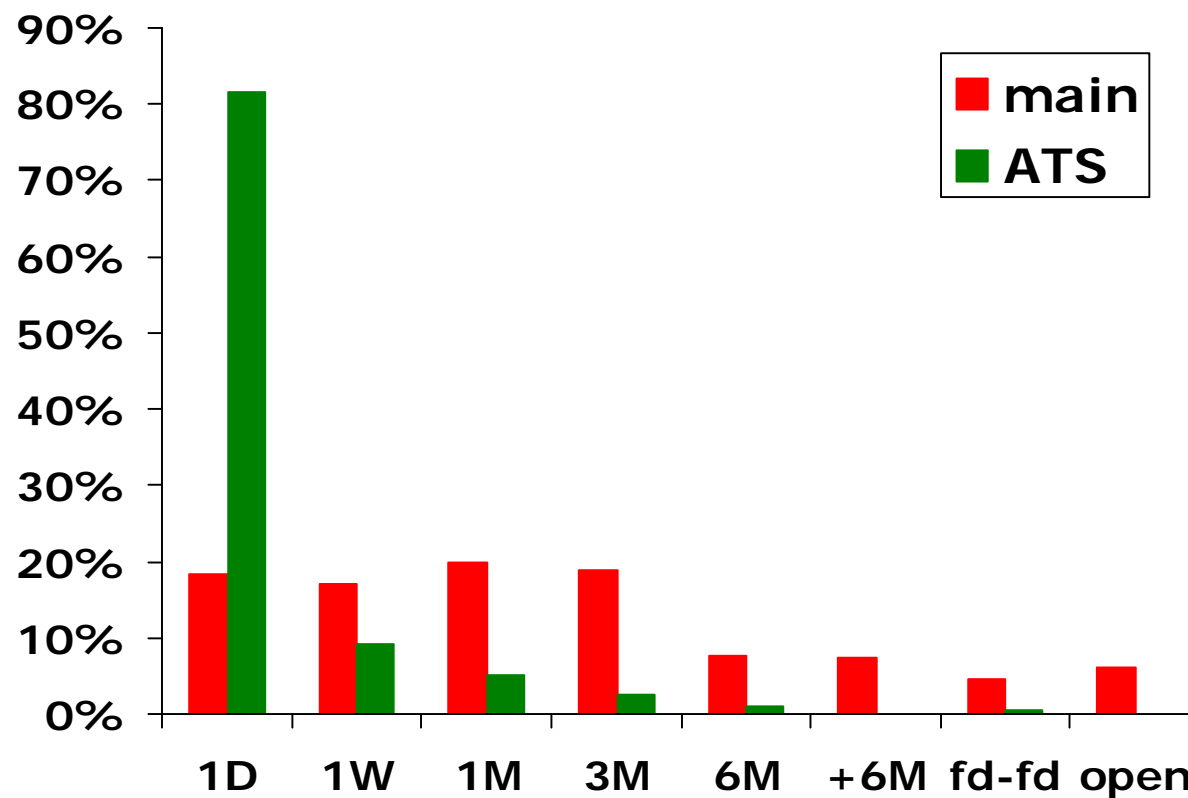
Maturity analysis --- triparty repos



European Repo Council

16th European repo market survey

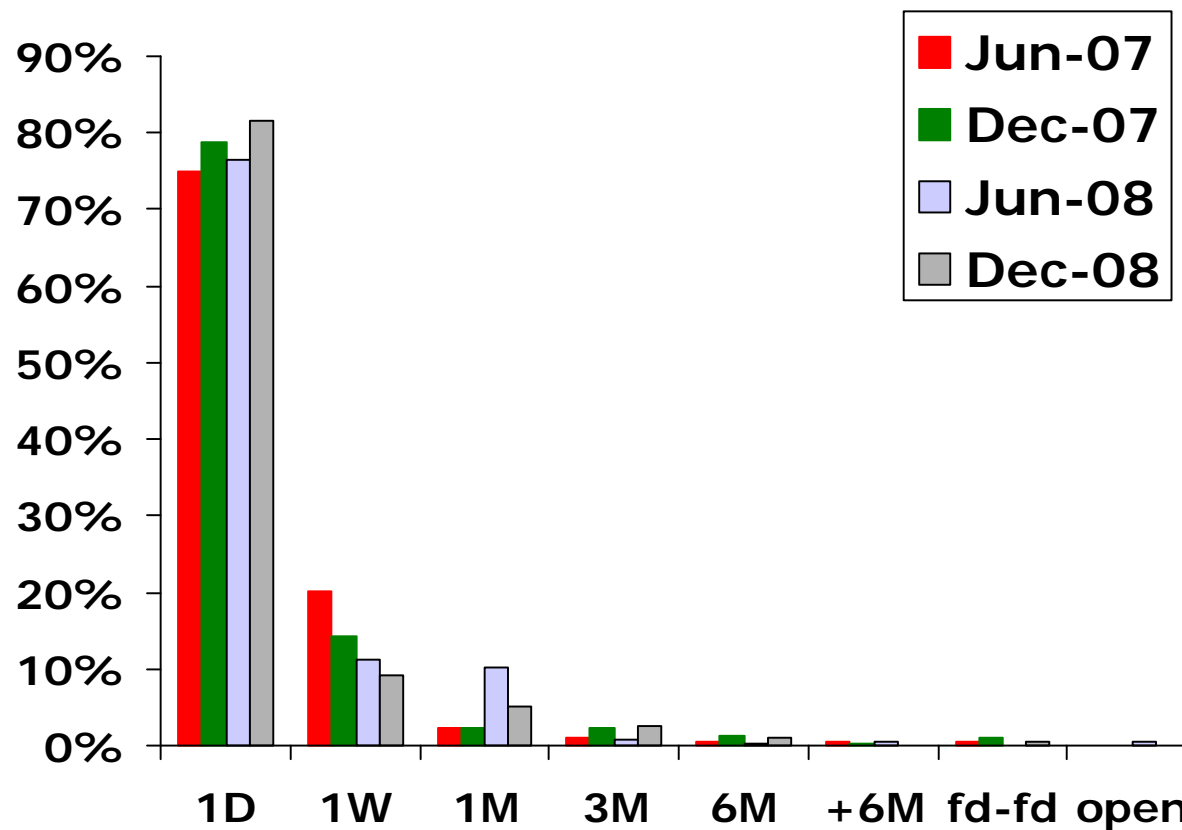
Maturity analysis



European Repo Council

16th European repo market survey

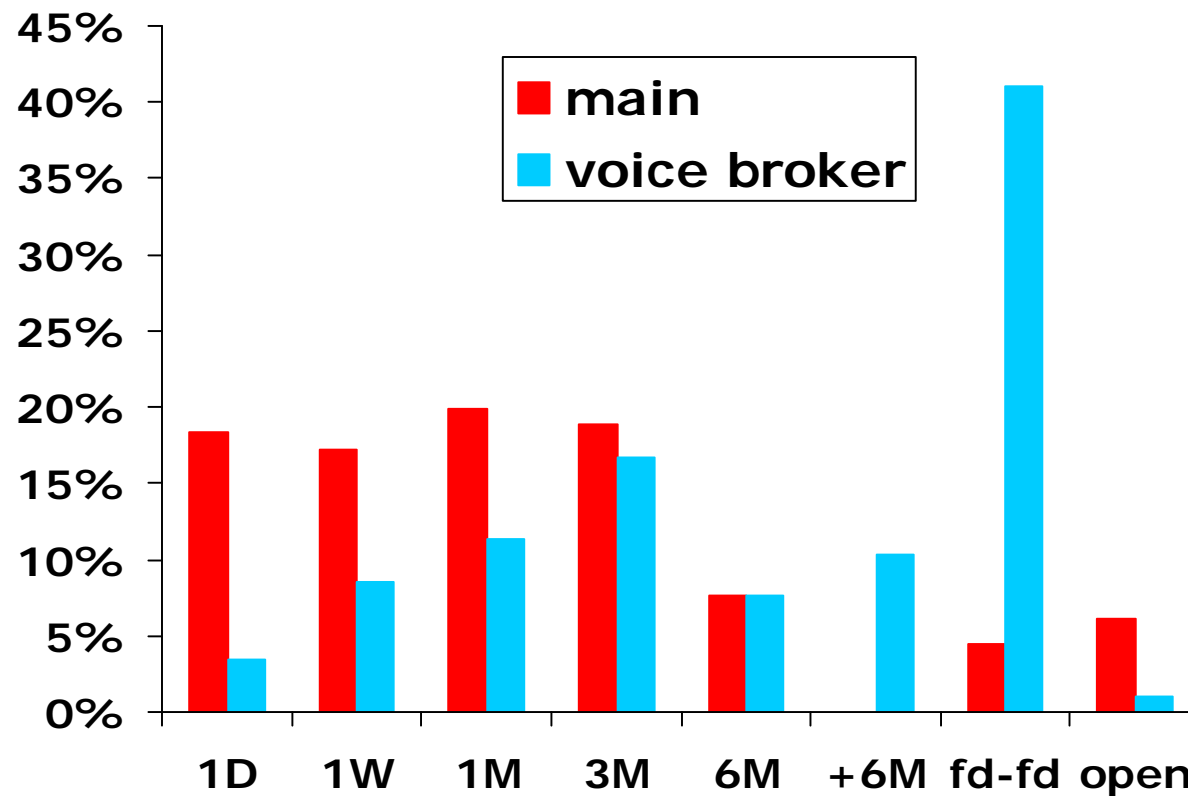
Maturity analysis --- ATS



European Repo Council

16th European repo market survey

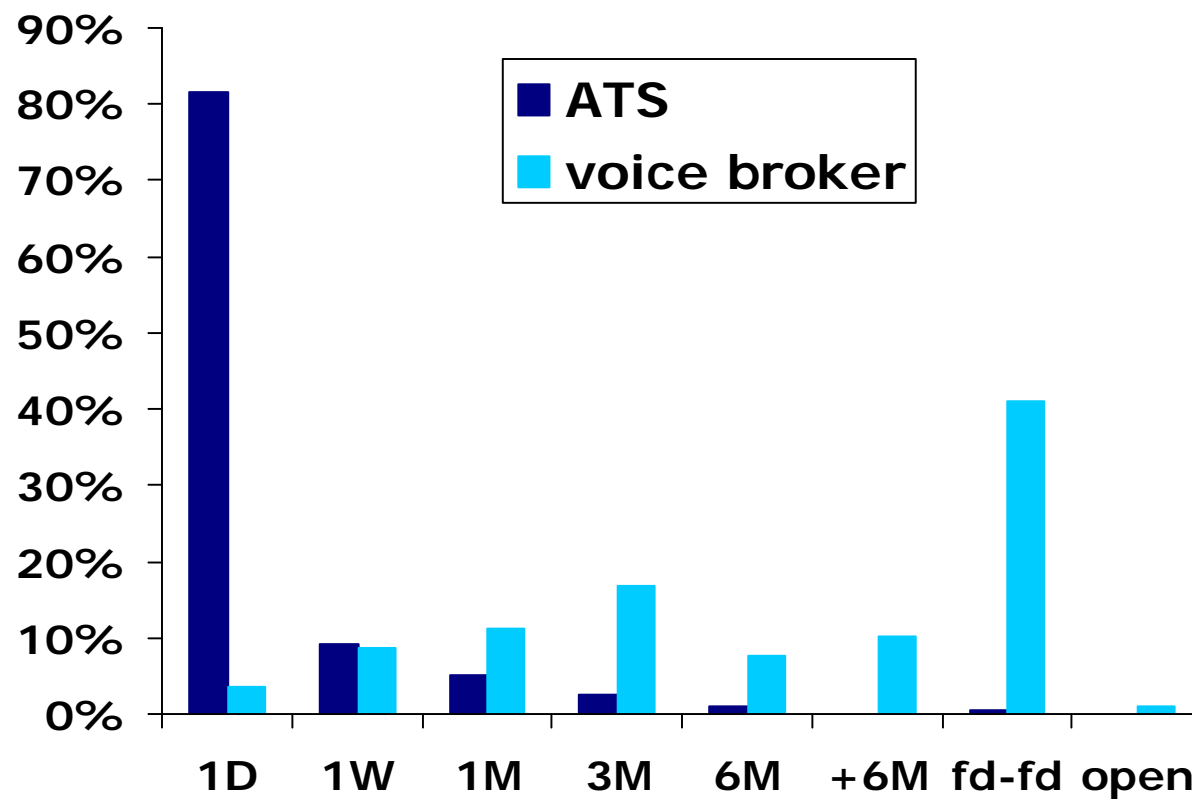
Maturity analysis



European Repo Council

16th European repo market survey

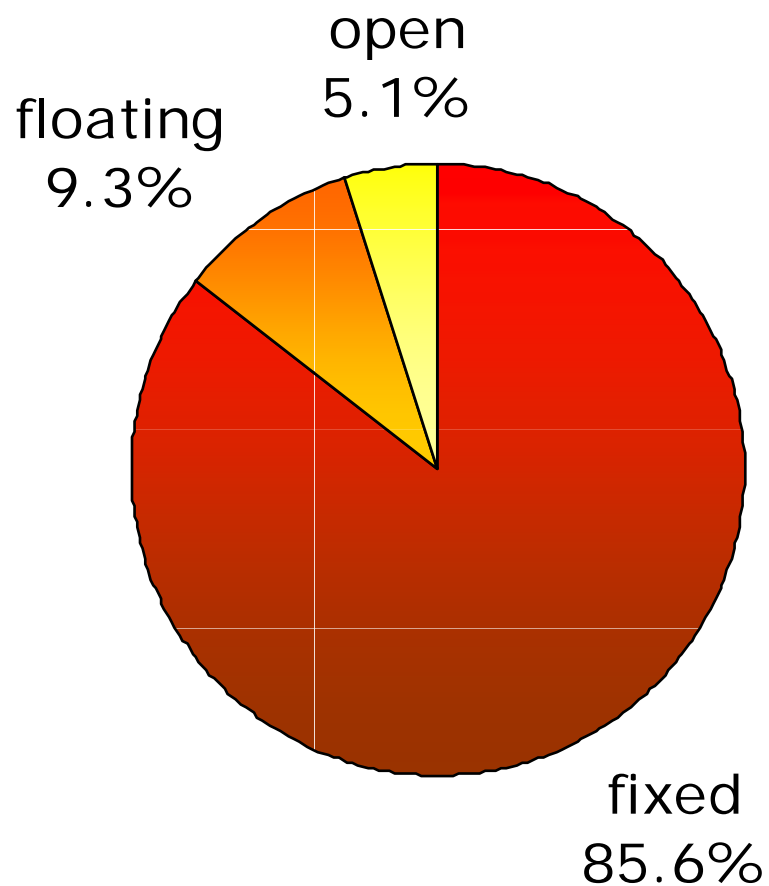
Maturity analysis



European Repo Council

16th European repo market survey

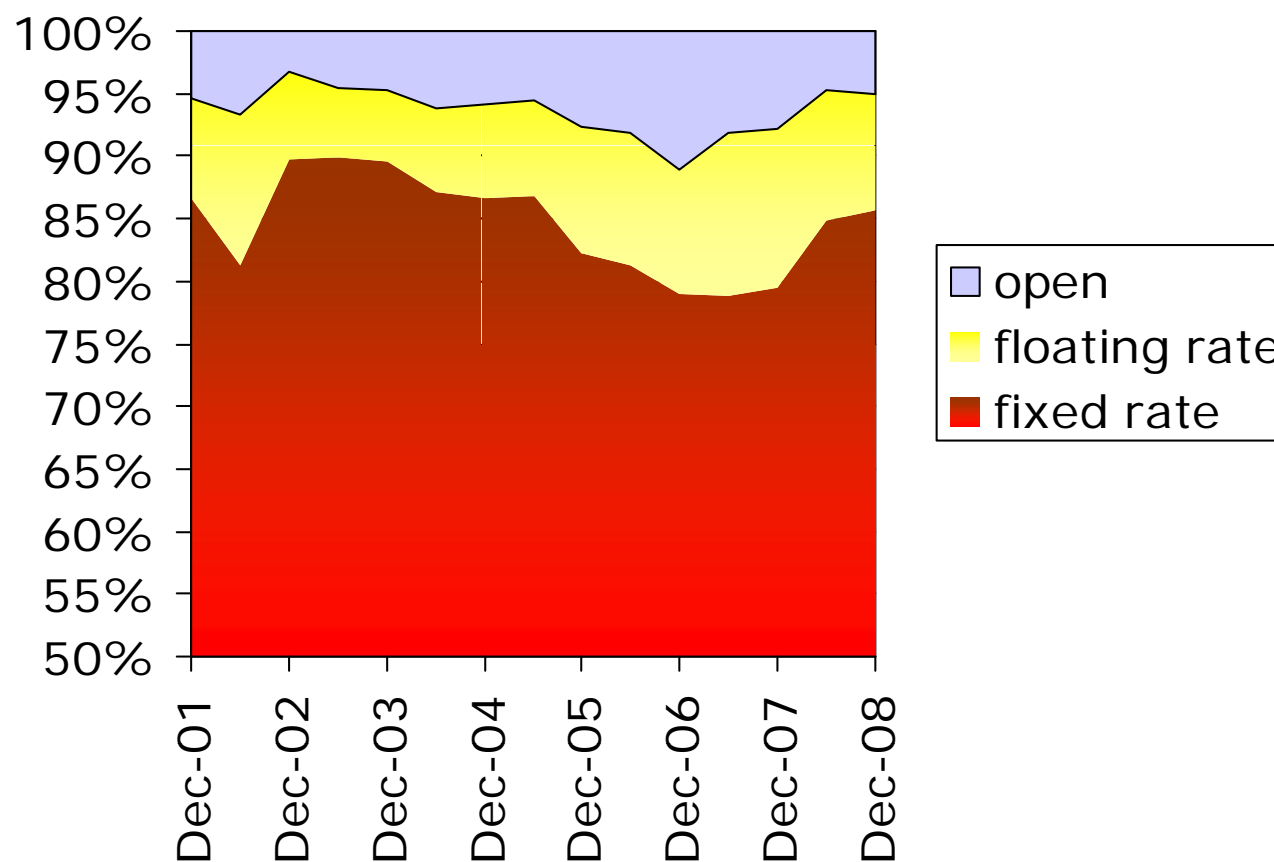
Rate analysis



European Repo Council

16th European repo market survey

Rate analysis

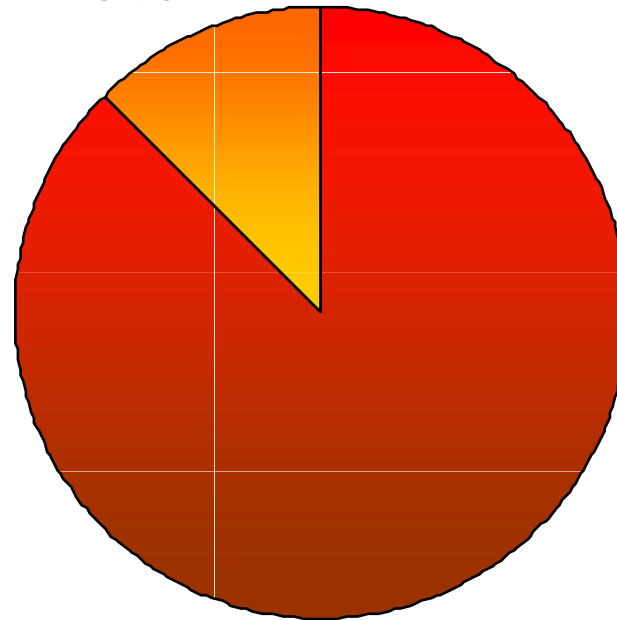


European Repo Council

16th European repo market survey

Product analysis

lending
12.5%



repo
87.5%

European Repo Council

16th European repo market survey

Date of next survey

10th June 2009





ICMA

International Capital Market Association

Results of the elections to the European Repo Committee

Godfried De Vidts

Chairman, European Repo Council





ICMA

International Capital Market Association

Election to the European Repo Committee

1. Tony Baldwin, Daiwa Securities SMBC Europe Ltd
2. Stefano Bellani J. P. Morgan Securities Ltd., London
3. Olly Benkert Goldman Sachs International, London
4. Eduard Cia UniCredit Markets & Investment Banking
5. Herminio Crespo Urena Caja de Madrid, Madrid
6. Michael Cyrus Royal Bank of Scotland, London
7. Godfried De Vidts ICAP Securities Ltd., London
8. Johan Evenepoel Dexia Bank Belgium NV/SA, Brussels
9. Glenn Handley HSBC, London
10. Thomas Hansen Credit Suisse, London
11. Eric Lepore Deutsche Bank AG, London branch
12. Grigorios Markouizos Citigroup Global Markets Limited, London
13. Andrea Masciovecchio Banca Intesa S.p.A., Milan
14. Ed McAleer Morgan Stanley & Co International Ltd., London
15. Jessica McDermott Merrill Lynch International (MLI), London
16. Mats Muri Barclays Capital Securities Ltd., London
17. Dina Noelle Rabobank, London
18. Simon Parkins BNP Paribas, London branch
19. Michel Semaan Nomura International plc, London
20. Luis Soutullo Confederación Española de Cajas de Ahorros (CECA), Madrid
21. Simon Tims UBS AG, Zurich
22. Stefaan Van de Mosselaer Fortis Bank, Brussels



ICMA

International Capital Market Association

Next meetings



Professional repo and collateral management course

25-26 March 2009
Hotel Metropole, Brussels

www.icmagroup.org

Sponsored by: In Association with:





ICMA

International Capital Market Association

EONIA Futures

Paul MacGregor

Business Development Director, Liffe



One Month Eonia Futures & Three Month Eonia Swap Index Futures

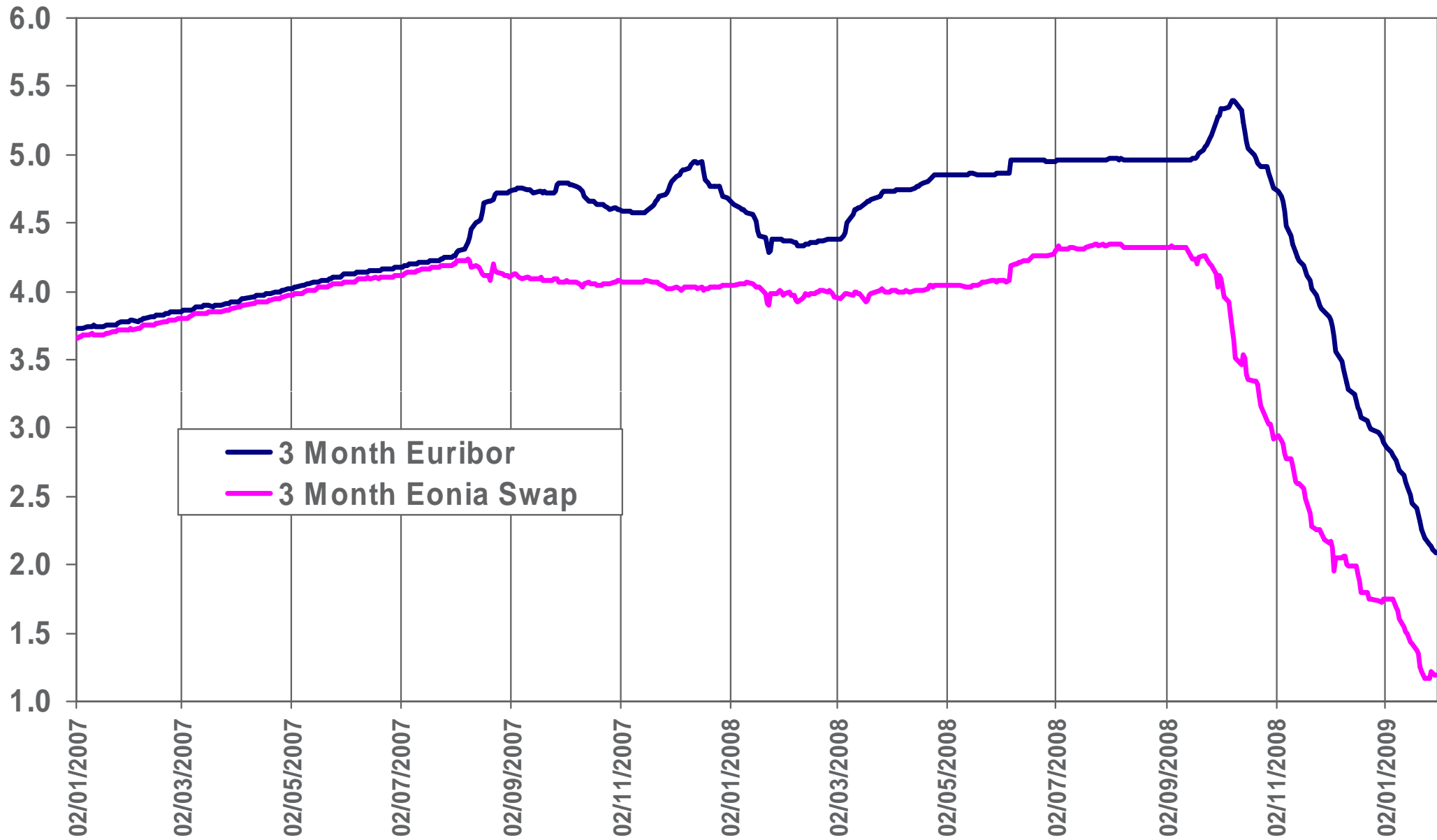
European Repo Council AGM

February 25 2009

Developments in Overnight lending vs. Term lending

- During 2008, NYSE Liffe researched demand amongst short term money market traders, for a centrally cleared very near term interest rate futures contract
- Customers told us OTC trading in Libor / OIS spread had grown exponentially, however recent flows have slowed during the current uncertainty
- There has been a sustained change in the relationship between the Eonia and Euribor, becoming more volatile since summer 2007, representing an interesting trading opportunity
- NYSE Liffe now offers a centrally cleared version of the Libor / OIS spread, in order to free up capital and reduce counterparty risk

The creation of a Euribor and Eonia 'basis'



Launched 16-Jun-2008: One Month Eonia Futures

- Referenced to EONIA, the Euro Over-Night Index Average rate, calculated by European Central Bank each night as weighted average of all overnight unsecured lending transactions undertaken in the inter-bank market
- Eonia fixing is published daily between 18:45 and 19:00 (CET) to Reuters pages: <EONIA=> and <EONIARECAP>
- One Month Eonia futures accrual periods follow ECB maintenance periods, indicative calendars can be found on the ECB web site at 2009 calendar www.ecb.europa.eu/press/pr/date/2008/html/pr080523.en.html
- Note: Last Trading Day for One Month Eonia futures is the last day of the relevant ECB maintenance period, as per futures convention

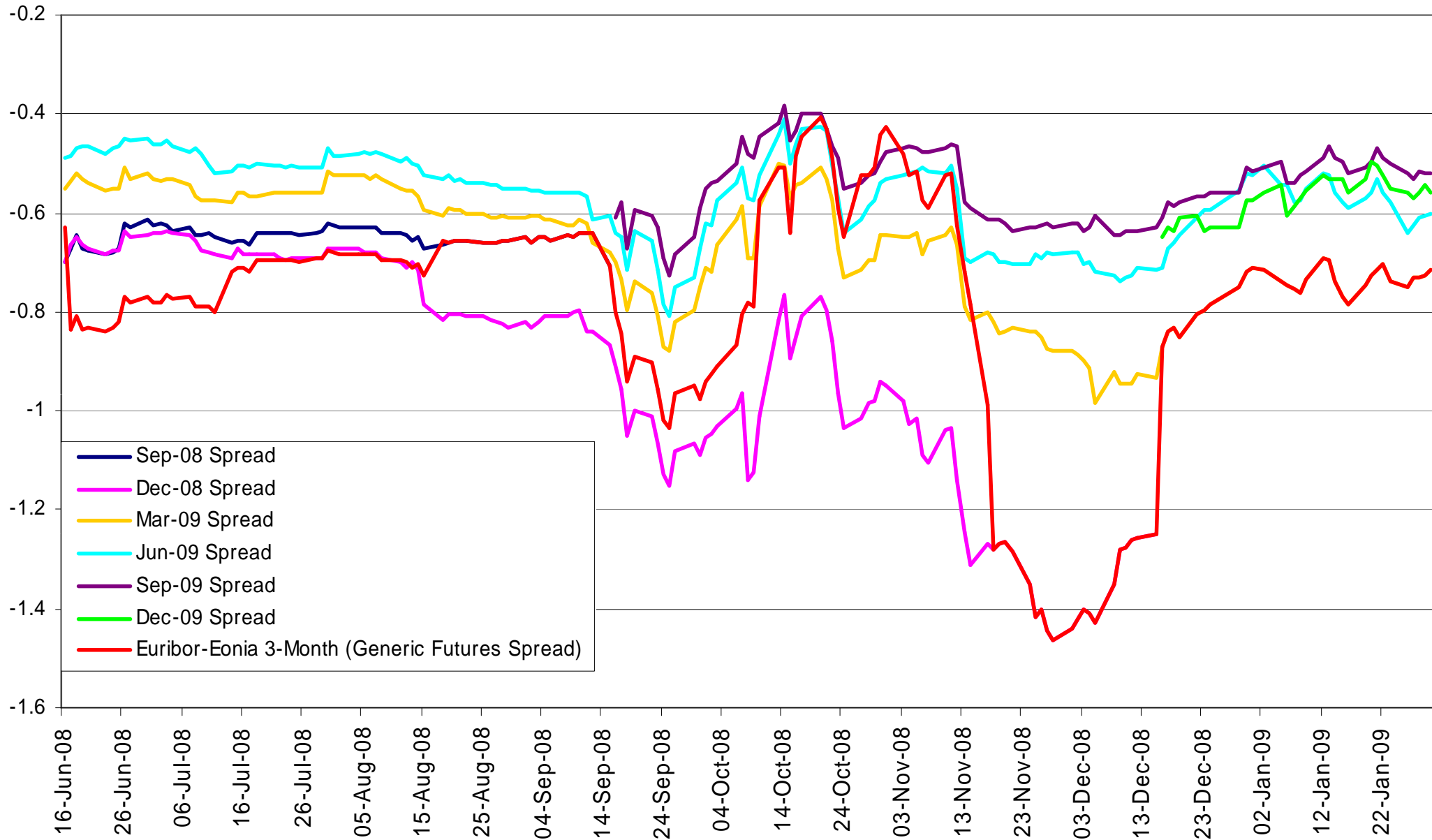
Launched 16-Jun-2008: Three Month Eonia Swap Index Futures

- The Eonia Swap Index is quoted on a spot basis (T+2) by a representative panel of prime banks, actively providing prices in the EONIA swap market (many of which contribute to the Euribor benchmark)
- The Eonia Swap Index reference rates are calculated and published by Reuters on page: <EONIAINDEX3M=>
- The Index has been crucial to the development of the Eonia Swap FRA and Eonia Index OTC Option markets
- ***Three Month Eonia Swap Index future complements NYSE Liffe's existing, highly liquid, Three Month Euribor futures contract, as the contract specifications match exactly***

Who are NYSE Liffe's Eonia futures targeted at?

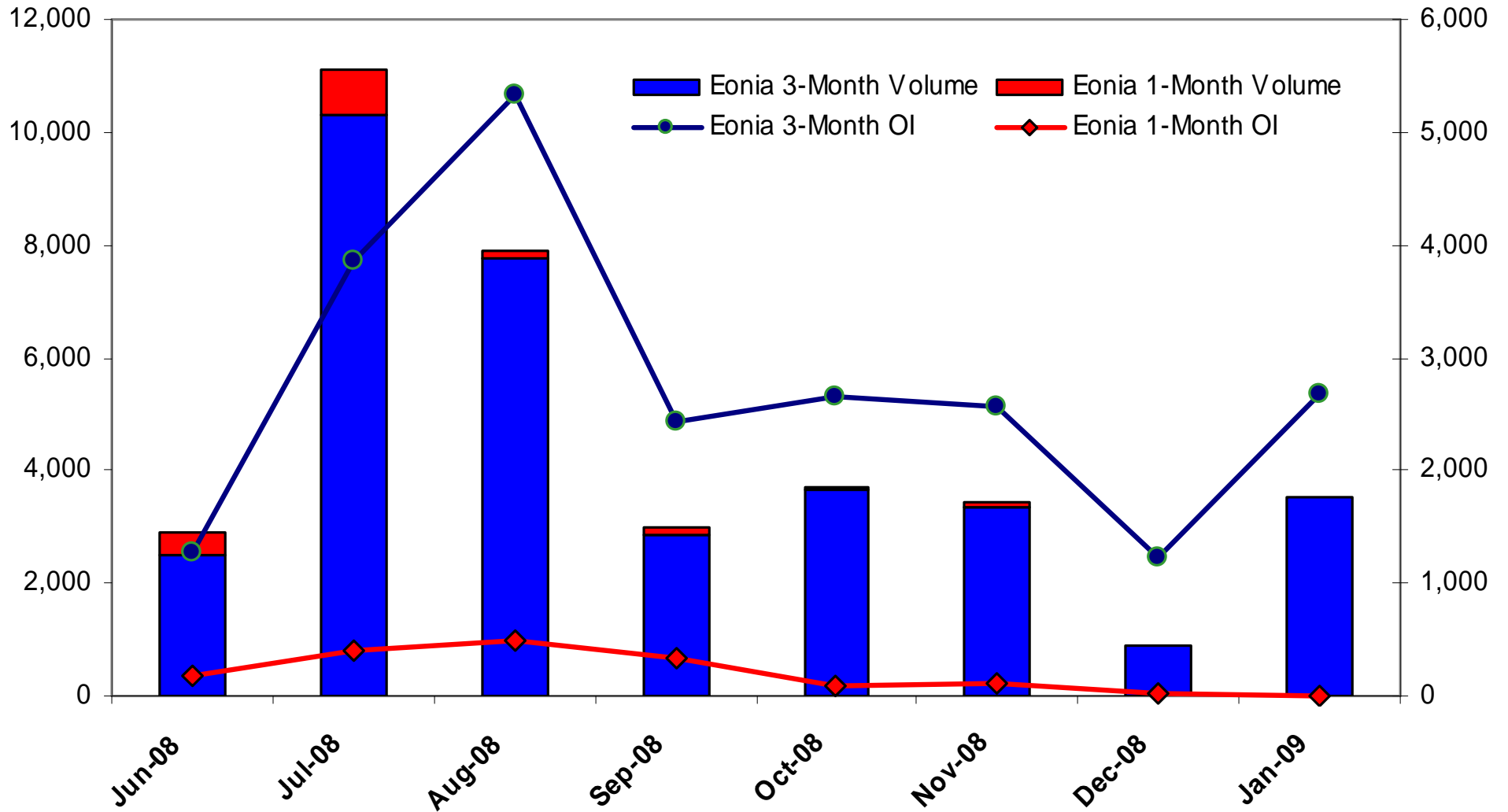
- Traders who have an underlying need for cash in the near term and who need to use short term futures as a risk management tool, e.g.
 - ✓ Repo and Reverse Repo traders
 - ✓ Short Term Money Market Traders
 - ✓ Treasury Desks and Cash Managers
 - ✓ Short Term Swaps traders
- Proprietary, Algorithmic and Hedge Fund traders who see an opportunity to trade the spread between the Eonia Swap Index and Euribor
- Customers may choose to take advantage of the spread between the Euribor future to the Eonia Swap Index future, using the Basis Trade Facility on LIFFE CONNECT®

Viewed by futures delivery month, since launch



One Month EONIA Indexed Futures & Three Month EONIA Swap Index Futures

Aggregate Volume & Open Interest



Future Development of NYSE Liffe Eonia Futures

- ‘Young’ futures contracts have seen a rapid liquidity draw-down following the Lehman default
- However we intend to support and invest in the 3-month Eonia Swap Index future, as customers have asked us to maintain and grow the product
- Short-term development plans for the product are:
 - ✓ *Reduce Block Trade Thresholds and promote Asset Allocation*
 - ✓ *Develop an Inter-Commodity Spread with Euribor futures*
 - ✓ *Introduce a “Primary Market Making” scheme*

Wholesale Trading Facilities

- Block Trade Facility – Minimum Volume Thresholds reduced by 50%

Contract	Contract Month	Mini. Volume Threshold (lots)	New Mini. Volume Threshold (lots) as of 1 Mar 2009
One Month EONIA	Outrights in all months	500	250
	Strategies involving all months	750	375
EONIA Swap Index	Outrights in all months	500	250
	Strategies involving all months	750	375

- Asset Allocation Facility – allows OTC inter-contract spread trading with other NYSE Liffe contracts, e.g. Eonia vs. Euribor
- Basis Trade Facility – allows inter-contract spread trading with other exchange-traded (non-NYSE Liffe) interest rate contracts

Euribor / Eonia Inter-Commodity Spread (ICS)

- In February, NYSE Liffe made available a new strategy type on LIFFE CONNECT®, the ICS
- Trading the ICS allows a simultaneous long / short position to be taken in Euribor and the Eonia Swap Index futures, without legging risk
- The ICS is supported by Designated Market Makers (DMMs) to provide additional liquidity
- *NYSE Liffe is providing a 100% fee rebate to both the Euribor and Eonia legs of the ICS, to registered Liquidity Providers*

Euribor / Eonia ICS – trading example

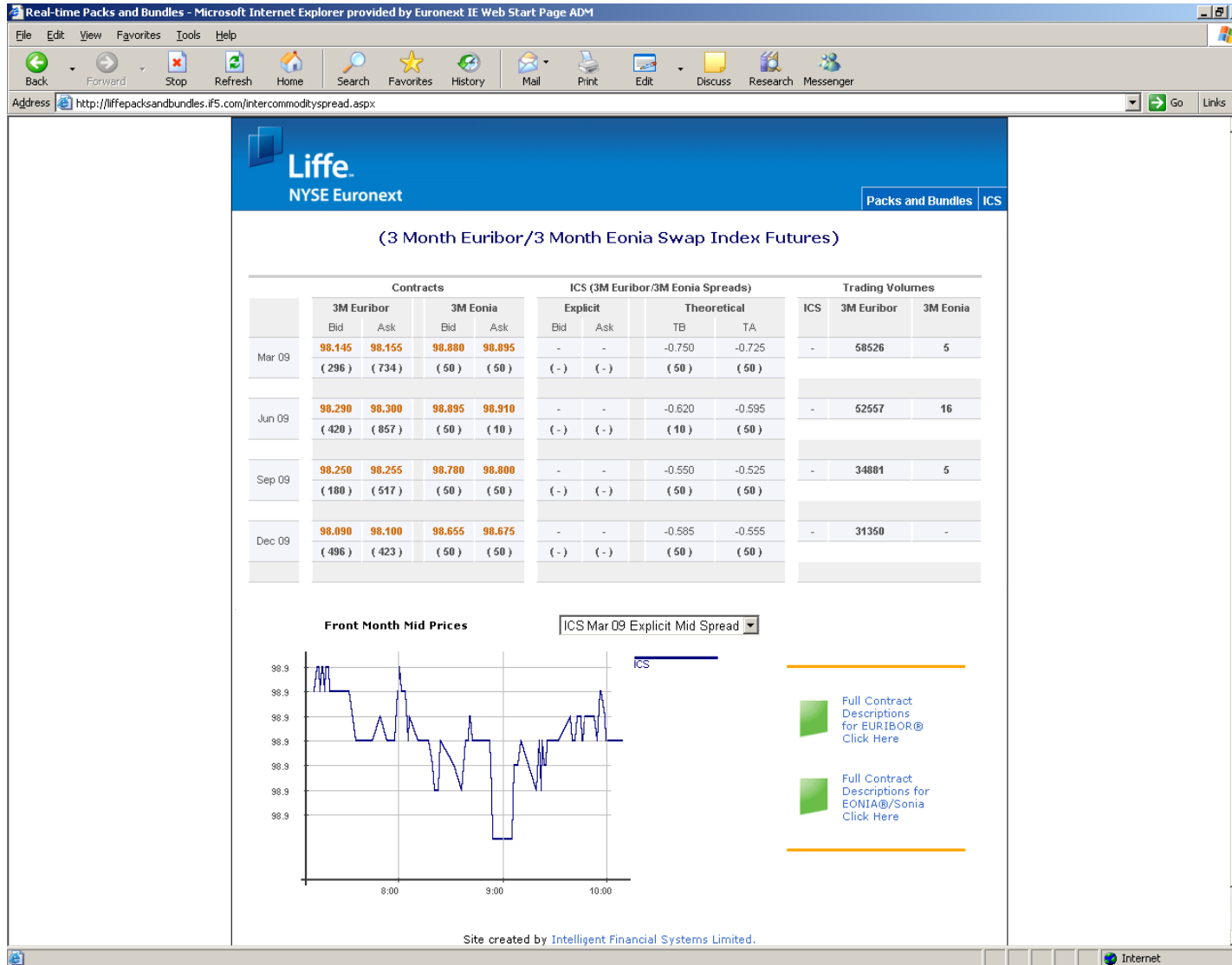
- The Euribor / three month EONIA spread trades at a price of -0.770. The reference price for the Euribor is 98.255 and the reference price for the three month EONIA swap is 99.035. The difference between the 2 prices is -0.780, and the difference between this and the price the spread traded at (-0.770) is 0.010. This can therefore be equally distributed between each leg and prices allocated as below:

- Euribor $98.255 + 0.005 = 98.260$
Eonia $99.035 - 0.005 = 99.030$

- If the spread traded at a price of -0.775, then the three month EONIA spread will be adjusted as below:

- Euribor $98.255 + 0.005 = 98.260$
Eonia $99.035 - 0.010 = 99.025$

Euribor / Eonia Inter-Commodity Spread (ICS): free real-time prices



Three Month Eonia Swap Primary Market Making Scheme (“PMM”)

- In December, we received regulatory approval to open negotiations for a new kind of “Primary Market Making” scheme
- A firm who signs up to be a “Primary Market Maker” would have higher obligations than a regular market making firm
- In return, they are entitled to a revenue share of up to 20% of net trading revenues, locked in for 5 years
- ***NYSE Liffe is currently in negotiations with a number of parties in order to secure two Primary market makers***

Summary

- 1-month Eonia and 3-month Eonia Swap Index futures launched by NYSE Liffe, 16-6-08
- 3-month Eonia Swap Index future has gained some liquidity; however market is generally nervous of 'new' futures contracts in the current environment
- NYSE Liffe is developing the product through
 - Inter-contract spread facilities with Euribor,
 - Rebating 100% of trading fees via the spread,
 - Reducing block trade thresholds
 - Increased Market Making obligations in return for shared revenue

Appendix

Full Contract Specifications

Quote Vendor Codes

LCH-C Cross Margining

One Month EONIA-Indexed Future Contract Spec

Unit of Trading	€3,000,000
Delivery Months	Consecutive delivery months each covering a European Central Bank (ECB) Reserve Maintenance Period. The number of available delivery months will be limited to the number of Maintenance Periods for which dates have been published by the European Central Bank. A maximum of twelve and a minimum of three consecutive delivery months will be available for trading.
Quotation	100.00 minus rate of interest
Minimum Price Movement (Tick Size and Value)	0.005 (€12.50)
Last Trading Day	18:00 hours (CET) Last day of ECB Reserve Maintenance Period
First EONIA Accrual Day	First day of ECB Reserve Maintenance Period
Last EONIA Accrual Day	Last Trading Day
EDSP Published	No later than 10:00 on the business day following the Last Trading Day
Delivery Day	Two business days after the Last Trading Day
Trading Hours	08:00 – 19.00 (CET)

One Month EONIA-Indexed Future EDSP

Exchange Delivery Settlement Price (EDSP):

Based on EONIA (Euro Over-Night Index Average) as published by the ECB in respect of each business day, the EDSP Rate represents the effective rate of interest achieved by reinvesting at EONIA for each day of the accrual period of the contract. The following formula shall be applied:

$$EDSP \text{ Rate} = \left[\frac{360}{N} \left\{ \prod_{i=1}^x \left(1 + \frac{E_i \times d_i}{360} \right) - 1 \right\} \right] \times 100$$

where:

E_i = EONIA fixing on the i^{th} day of the accrual period

d_i = the number of days that the value E_i is applied

x = the number of EONIA fixings used in the Accrual Period

N = the total number of days for which the x fixings are applied

Three Month EONIA Swap Index Futures Contract Spec

Unit of Trading	€1,000,000
Delivery Months	Mar, Jun, Sep and Dec, and four serial months such that eight delivery months are available for trading with the nearest six delivery months being consecutive calendar months.
Quotation	100.00 minus rate of interest
Minimum Price Movement (Tick Size and Value)	0.005 (€12.50)
Last Trading Day	11:00 hours Two business days prior to the third Wednesday of the delivery month
Delivery Day	First business day after the Last Trading Day
Trading Hours	08:00 – 19.00 (CET)

Exchange Delivery Settlement Price (EDSP): Based on the Three Month EONIA Swap Index, as sponsored by the European Banking Federation (EBF), at 11.00 hours CET on the Last Trading Day. The settlement price will be 100.00 minus the Three Month EONIA Swap Index level rounded to three decimal places. Where the EDSP Rate is not an exact multiple of 0.001, it will be rounded to the nearest 0.001 or, where the EDSP Rate is an exact uneven multiple of 0.0005, to the nearest lower 0.001.

Contract Standard: Cash settlement based on the Exchange Delivery Settlement Price.

Quote Vendor Codes

One Month Eonia

- Reuters 0#EON:
- Bloomberg OMA <Comdty> CT <Go>

Three Month Eonia Swap Index

- Reuters 0#EO3:
- Bloomberg TMOA <Comdty> CT <Go>

Reminder: Cross Margining Benefits

- One Month Eonia and Three Month Eonia Swap Index futures are eligible for cross-margining with other NYSE Liffe STIR futures
- Margin offsets between Three Month Euribor and Eonia futures are as high as 65%
- Details can be found on the LCH.Clearnet web site:

www.lchclearnet.com/risk_management/ltd/margin_rate_circulars



ICMA

International Capital Market Association

Global Managed Funds

Kathryn Kerle

Vice President, Senior Credit Officer, Moodys



Repo in European money market funds: Trends and outlook

Presented by:

Kathryn Kerle,
Team Leader

Global Managed
Investments Group

February 25, 2009



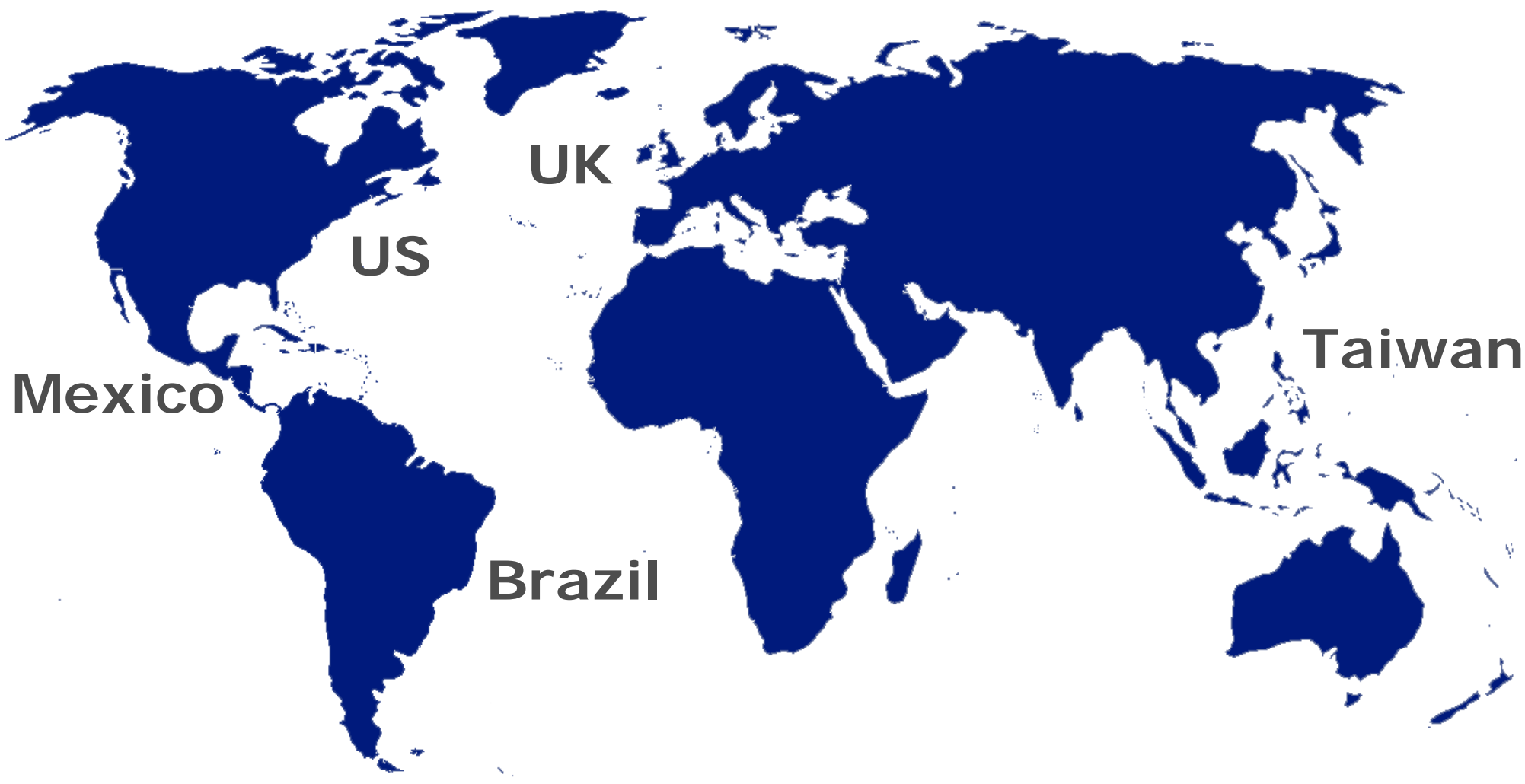
Moody's Investors Service

Agenda

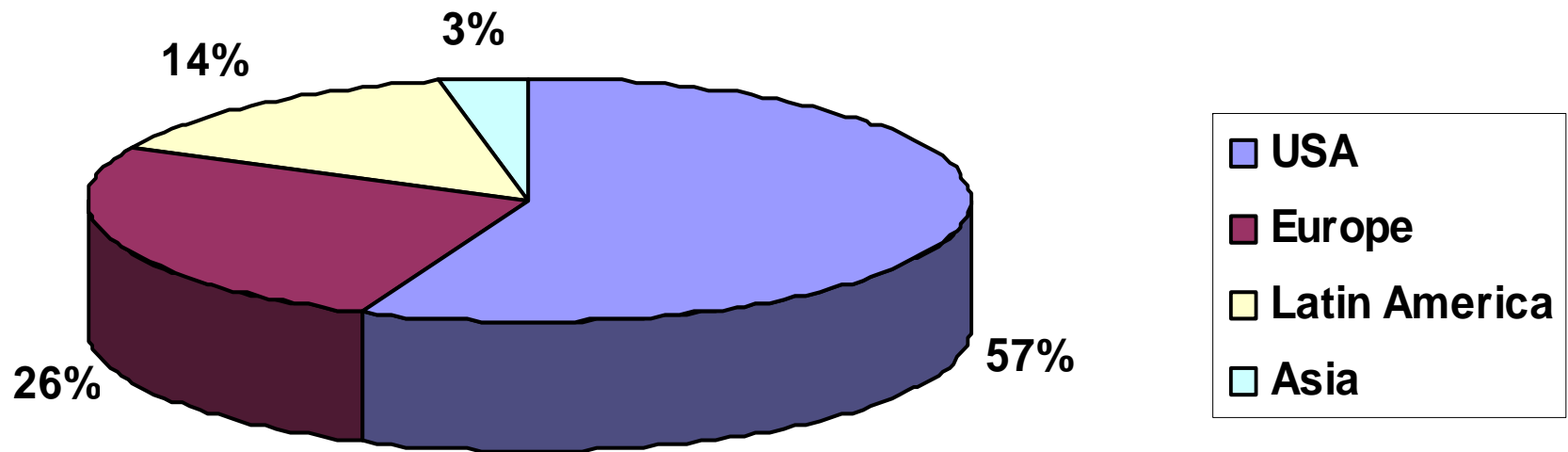
- **Moody's fund ratings**
- **Trends in asset allocation of European money market funds**
- **Outlook for repo in European money market funds**



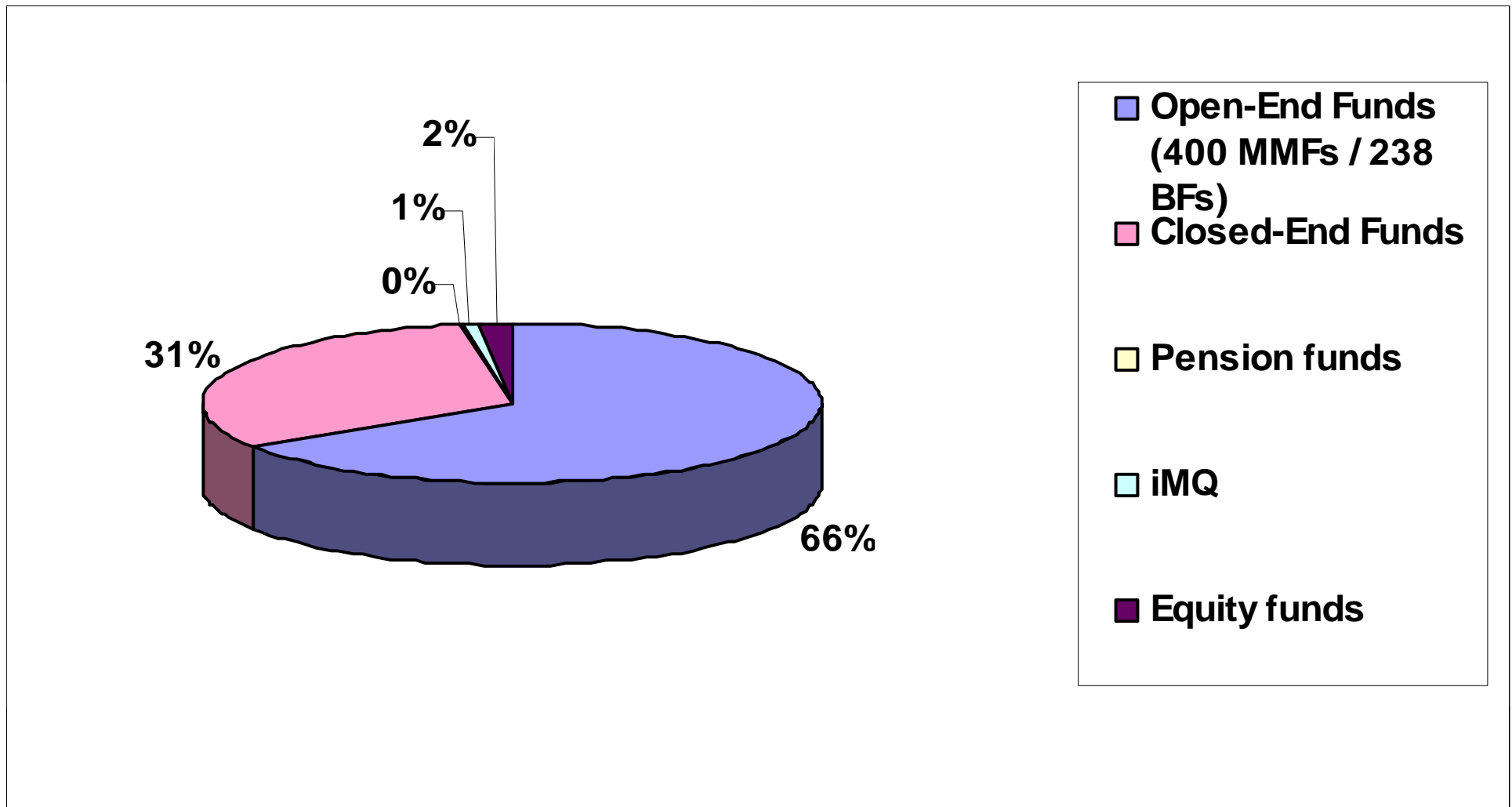
Moody's Managed Funds offices



Global Managed Investments ratings Breakdown by region



Global Managed Investments ratings Breakdown by rating type

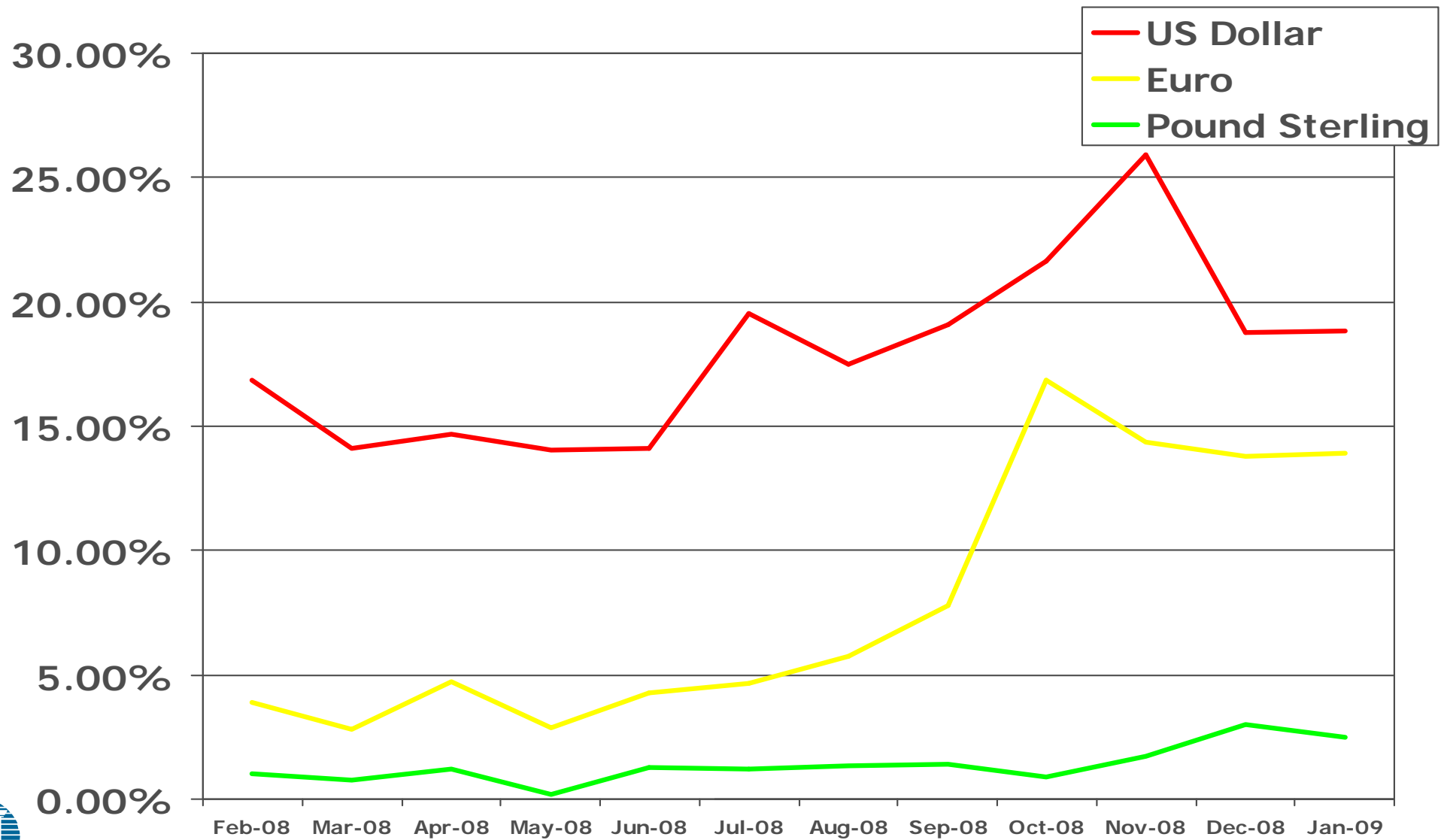


Reverse repo and European money market funds

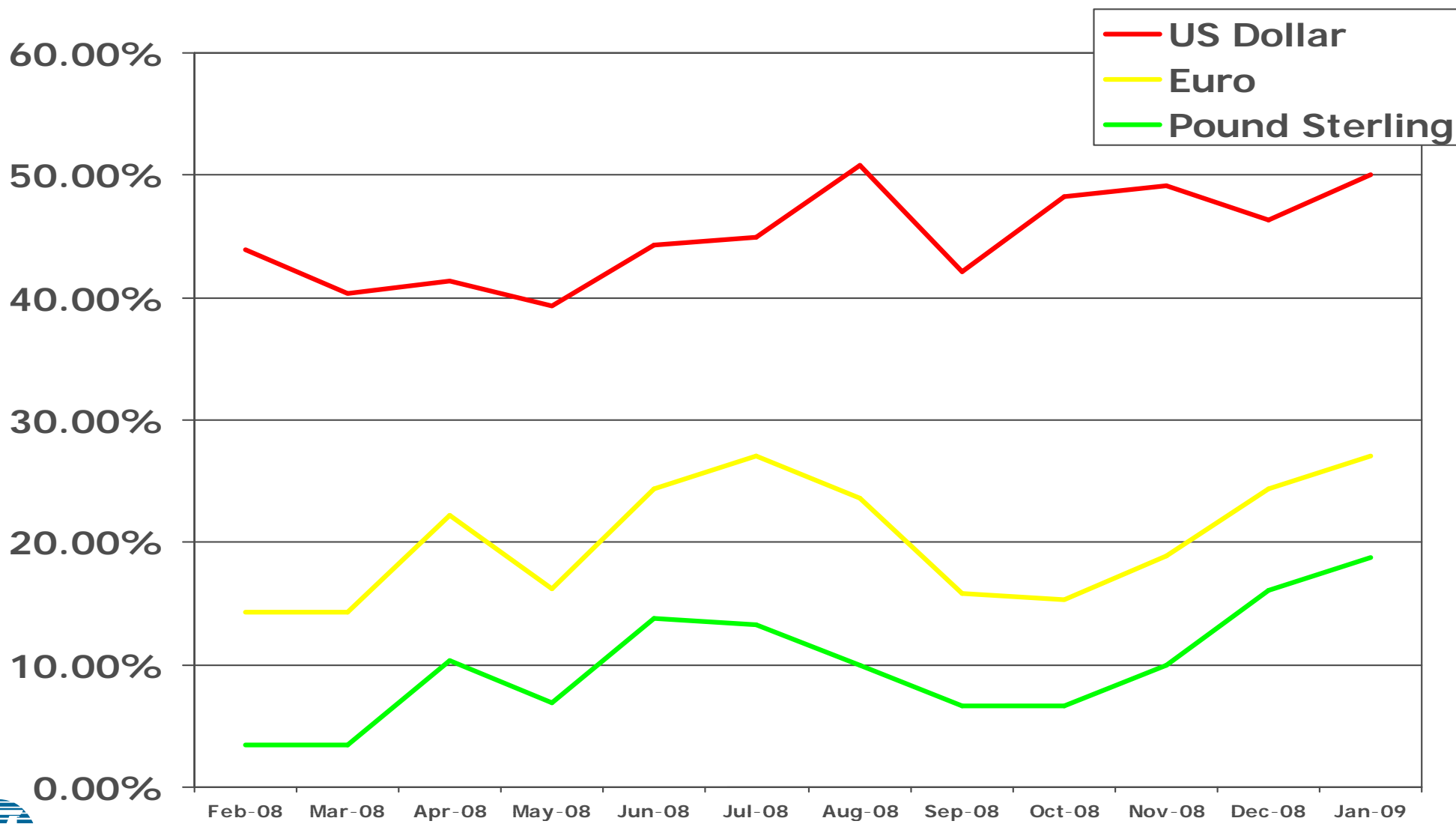
- Emergence of first European Treasury-style money market funds
- Indications of increased interest in reverse repo as an asset class in Euro and Sterling money market funds
- Increased investment in reverse repo in US dollar money market funds
- Collateral limited to Aaa-rated government securities.



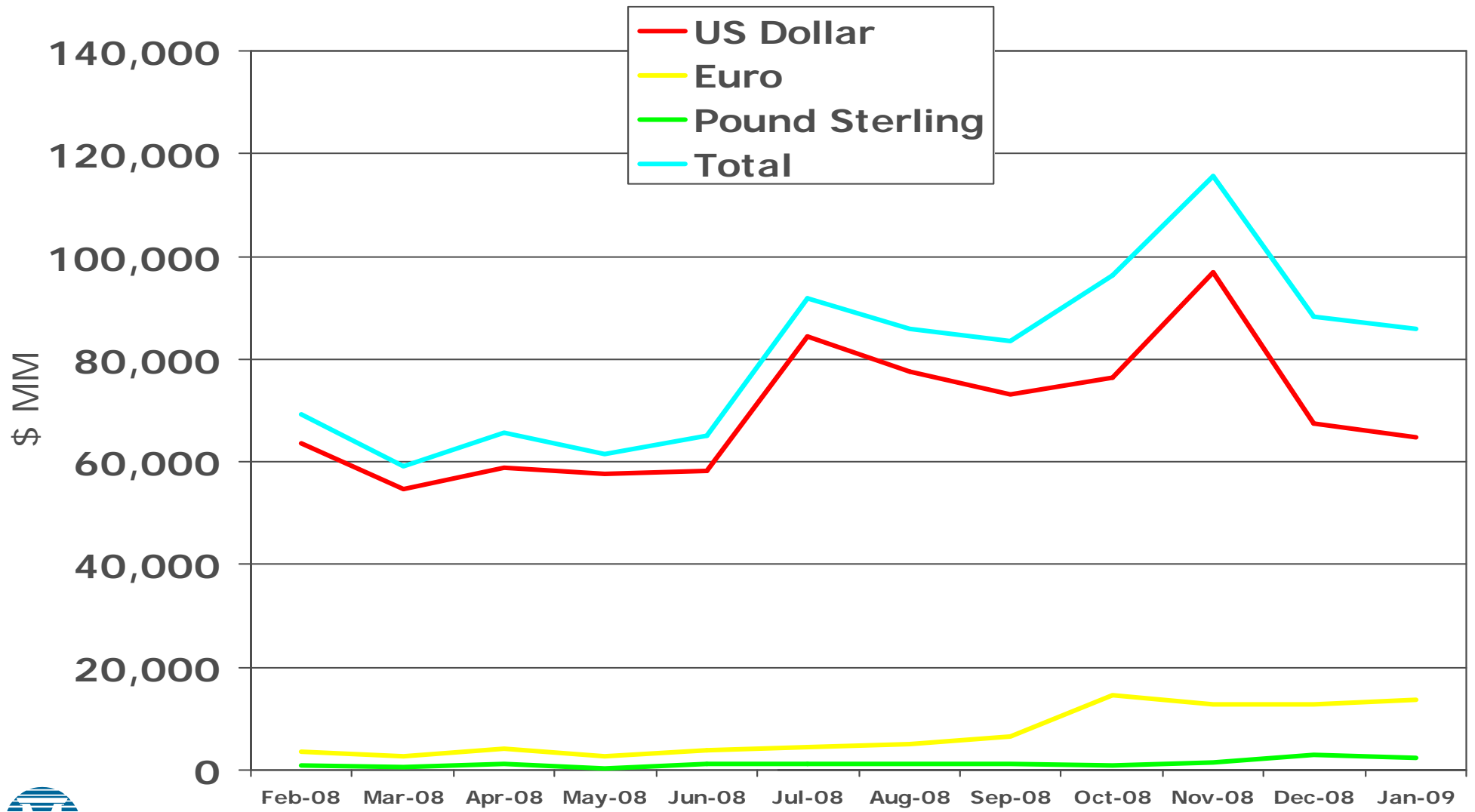
Trends in repo allocation February 2008- January 2009 / Percent of total assets under management



Trends in repo allocation February 2008- January 2009 / Percent of assets under management



Trends in repo allocation February 2008- January 2009 / Absolute amount of investment (\$ millions)



Rated European government funds

- Aviva Sterling Government Liquidity Fund
- BGI Euro Government Liquidity Fund
- BGI Sterling Government Liquidity Fund
- Euro Government Liquidity Fund
- Sterling Gilt Liquidity Fund
- Goldman Sachs Euro Government Liquidity Reserves Fund
- Goldman Sachs Sterling Government Liquidity Reserves Fund



Repo: credit considerations

- Counterparty credit quality
- Creditor's ability to perfect a security interest
- Type of collateral
- Amount of collateral



Outlook for repo in European money market funds

- Outlook is for continued growth
 - Risk aversion on the part of investors
 - Risk aversion on the part of fund sponsors
 - Resolution of many legal issues
 - Improved returns profile
- Caveats
 - Increased counterparty risk
 - Untested legal framework



© Copyright 2009, Moody's Investors Service, Inc. and/or its licensors including Moody's Assurance Company, Inc. (together, "MOODY'S"). All rights reserved. ALL INFORMATION CONTAINED HEREIN IS PROTECTED BY COPYRIGHT LAW AND NONE OF SUCH INFORMATION MAY BE COPIED OR OTHERWISE REPRODUCED, REPACKAGED, FURTHER TRANSMITTED, TRANSFERRED, DISSEMINATED, REDISTRIBUTED OR RESOLD, OR STORED FOR SUBSEQUENT USE FOR ANY SUCH PURPOSE, IN WHOLE OR IN PART, IN ANY FORM OR MANNER OR BY ANY MEANS WHATSOEVER, BY ANY PERSON WITHOUT MOODY'S PRIOR WRITTEN CONSENT.

www.moodys.com

Contact: Kathryn.Kerle@moodys.com



Moody's Investors Service



ICMA

International Capital Market Association

U.S. Treasury Securities Fails: Treasury Market Practices Group Recommendations addressing widespread settlement fails in U.S. Treasury Securities

David Rule

Chief Executive, International Securities Lending Association (ISLA)



TMPG Fails Recommendations for Cash and Repos in U.S. Treasury Securities

U.S. Treasury Fails During Fall 2008

- Settlement Fails in the U.S. Treasury market spiked to \$5 trillion during October 2008 (see http://www.newyorkfed.org/markets/pridealers_failsdata.xls, week ended 15 October).
- A number of factors fueled the increase in fails: (i) very low rate environment (Target Fed Funds Rate of 1.50%); (ii) massive flight to the quality of government debt; and (iii) counterparty credit aversion as normal suppliers of securities pulled back after the Lehman bankruptcy fearing exposure to financial firms.
- Fails increased in every security across the curve including both on-the-runs and off-the-runs. This was unlike prior incidents of high fails where the fails were focused in a single issue (In Summer 2003, fails spiked in the on-the-run 10-year security but were largely unchanged in other securities.)

TMPG: Role and Mission

- **The Treasury Market Practices Group (TMPG)** is a group of market professionals committed to supporting the integrity and efficiency of the U.S. Government Treasury market.
- The TMPG is composed of senior business managers and legal and compliance professionals from securities dealers, banks and buy-side firms and is sponsored by the Federal Reserve Bank of New York.
- The TMPG meets periodically to discuss Treasury trading issues and promote best practices in Treasury cash, repo and related markets.

TMPG Fails Recommendations

- In November 2008 the TMPG, noting “widespread and persistent settlement fails”, recommended the following changes in market practices (see <http://www.newyorkfed.org/tmpg/PR081112.pdf>):
 - Financial penalty on fails
 - Margining of settlement fails
 - Bilateral cash settlement
 - Support development of broader multilateral netting solutions
- Fails penalty implementation is set for May 1, 2009. The other recommendations do not yet have implementation timelines or documentation recommendations.

TMPG Recommendation: Fails Penalty

- TMPG noted that in low rate environments, fails may tend to increase because sellers, under existing market conventions, can deliver securities after the originally scheduled settlement date at an unchanged invoice price, i.e., without incurring any penalty.
- The introduction of a dynamic fails penalty with a finite cap rate would remedy this issue and would provide an incentive for sellers to resolve fails promptly. In addition it may give beneficial owners of Treasury securities an opportunity to earn as much as the cap rate regardless of nominal interest rates.

TMPG Recommendation: Fails Penalty

- The basic TMPG recommendation is that the fails penalty be determined as follows:
 - **On any cash or financing transaction that fails to settle on the originally scheduled settlement date, a penalty will be imposed equal to the greater of (a) 3 percent per annum minus the Fed Funds target rate at 5:00 p.m., EST on the business day prior to the originally scheduled settlement date, and (b) zero.**
- Note that the fails penalty begins to accrue from the originally scheduled settlement date, i.e., there is not aging requirement.
- The fails penalty and the recommended trading practices are recommendations only and the adoption of the penalty and the practices by any market participant is strictly voluntary.

TMPG Recommendation: Fails Penalty

- Formula for calculation of fails penalty:
 - $C = 1/360 * 0.01 * \max(3-R,0) * P$
 - C is the fails charge amount
 - R is the TMPG reference rate. Currently the reference rate is the Fed Funds Target at 5:00 p.m. EST on the business day prior to the failed settlement.
 - P is, generally, the amount of funds due from the non-failing party
- **Daily fails charges for a particular counterparty will be accrued during a calendar month and billed no later than the 10th business day of the following month to the counterparty owing the charges with payment due by the end of the following month.**
- **Fails charges apply only to delivery-vs.-payment or delivery-vs.-transfer transactions, not free deliveries.**

Fails Penalty: Implementation

- The TMPG published an implementation timeline on January 5 (See <http://www.newyorkfed.org/tmpg/pr090105c.pdf>) establishing May 1 as the implementation date.
- SIFMA and the TMPG published a “Fails Charge Trading Practice” on January 15 in order to aid market participants in developing both the legal and operational infrastructure to implement the fails penalty. The Trading Practice (see <http://www.newyorkfed.org/tmpg/pr090105c.pdf>) provides:
 - **More specificity concerning the calculation of the charge;**
 - **Implementation details of the accrual process and the billing process.**
 - **Details on application to common transaction types (cash, repos, sec lending, options, forwards).**
 - **Documentation recommendations**

Fails Penalty: Documentation

- The Trading Practice supplies a form of notice (Annex A to the Trading Practice) that parties may use to inform counterparties that they intend to adopt the fails charge and that entering further transactions with them will be deemed agreement to the new terms. Counterparties are not required to sign or return the notice.
- The Trading Practice also provided suggested language to be used in all confirmations that the transaction is “Subject to US Treasury Securities Fails Charge Trading Practice Published by TMPG and SIFMA at http://www.sifma.org/capital_markets/docs/Fails-Charge-Trading-Practice.pdf.”

Fails Penalty: Other Implementation Milestones

- FICC (clearing corp) will make a rule filing to permit an automatic charge process for members of FICC (dealers). This rule filing is expected to be approved prior to May 1.
- Dealers are developing internal systems to track and accrue the fails charges. A number of vendors are preparing solutions.
- Buyside continues to work with custodians to develop processes for work flows, tracking and responsibilities.



ICMA

International Capital Market Association

ERC Annual General Meeting

Wednesday, February 25, 2009

